

Monday May 11th

Dear parents/guardians,

We hope that everyone is doing well and keeping safe and healthy. This week we will continue to have the work distributed on Aladdin day by day. We hope that this helped in getting some routine in place to complete the work. If you feel that you are “falling behind” don’t, only complete what is suitable for your own situation. We are merely suggesting work that you could complete.

We completely agree with parents who want to teach their child life skills in cooking for example. Many curricular subjects are used while completing any activity.

Important note: We are delighted to see the many photos being sent in to feature on our class blogs and we look forward to receiving many more particularly the letters that are due to be written to the whole class and to be emailed to us to firstclassdonacarney@gmail.com However, due to child protection and GDPR reasons we cannot have any child’s name in photos or on our blog. So when photos or work is being sent in where possible can you avoid putting your child’s or possibly another child’s name on the work. You can sign off art, work or letters using the first letter of your child’s name.

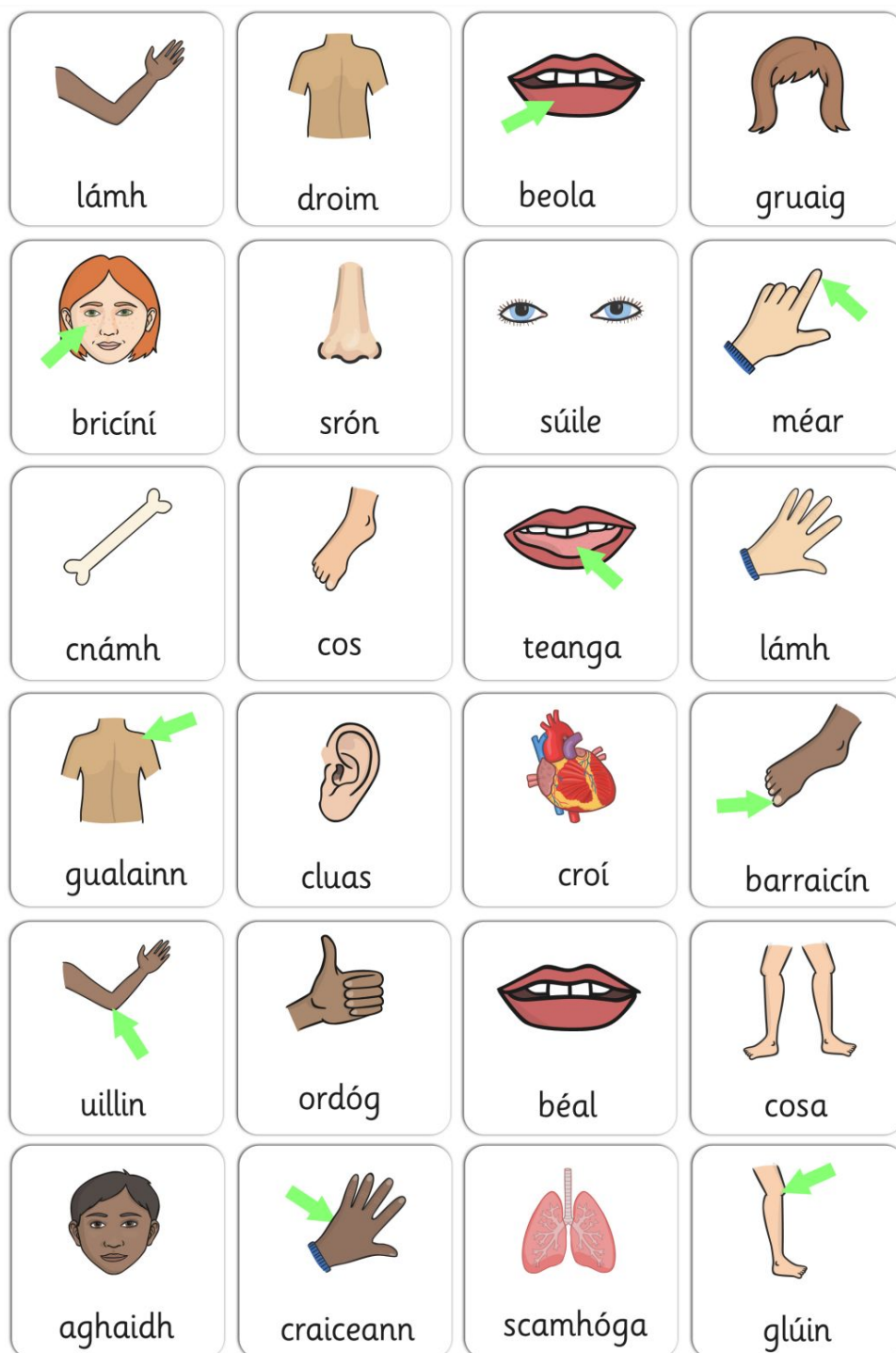
Anywhere we suggest using the internet we advise that parental guidance is used.

Regards,

Mr. Duffy & Ms. Egan.

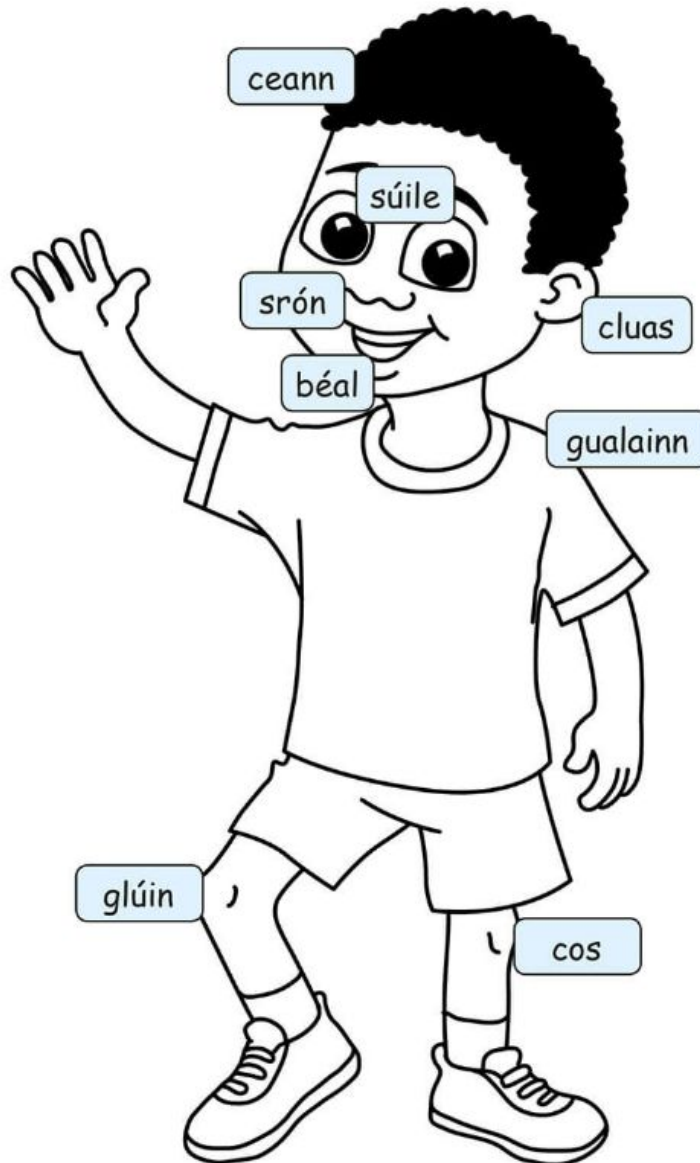
Gaeilge

Can your child draw a picture of themselves and label their body parts? Use the images below for help on the parts of the body.






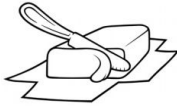

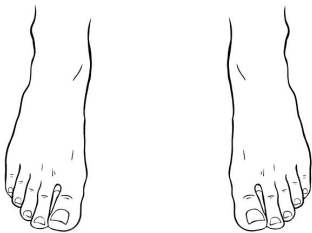
Can an tAmhrán



English

Encourage your child to go on a phonics hunt around the house and maybe even the back garden.. They should focus on trying to find items, objects, pictures that contain the sounds of -nk and -er. Why not focus on other tricky phonics blends like -oo, -ee etc. Draw up a little table like below to record their findings.

Focus mainly on the -nk and -er sounds for this week. As we will be doing a different phonics hunt each week.

Sound	Word	Drawing
-nk	sink	
-er	butter	
-oo	book	
-ee	feet	

Continue reading over the story “Letters Between Friends” in the “Fun at the circus” reader. Get familiar with the tricky words particularly the ones in **bold** writing. Today can you put “Dolphin” and “national” into a sentence.

Phonics nk, er

WALT: Listen, read and say /nk/ and /er/ sounds.

★ 🏆 Take the tongue-twister challenge!

She took a drink from the pink sink.



1. Colour the /nk/ sounds in the tongue-twister. How many are there?
2. Say the tongue-twister three times as fast as you can!

★ ✎ Fill in the blanks. Choose the correct ‘nk’ word.

blink
rink
trunk
drank

1. The children went ice-skating in the _____.
2. The elephant has a long _____.
3. I tried not to _____ in the staring game.
4. I _____ all of my water at the beach.

★ 🏆 Take the tongue-twister challenge!

If Peter Piper picked a peck of pickled peppers, how many pickled peppers would Peter Piper pick?



FW

1. Colour the /er/ sounds in the tongue-twister. How many are there?
2. Say the tongue-twister three times as fast as you can!

★ ✎ Fill in the blanks. Choose the correct ‘er’ word.

herd
term
never
Winter

1. There is a _____ of cattle in the field.
2. I have _____ been to New Zealand.
3. _____ is my favourite season.
4. We are in the last _____ of school.

Maths


Capacity is the amount of things that something can hold for example, a dvd box can hold one dvd, a 5 seater car can hold 5 people etc. Answer the below questions. Encourage your child to try out their own experiments. See how many lego bricks will fit in a cup, glass, bowl, box etc. Record your findings.



This car can hold _____ people.



This classroom can hold ____ people.



This enclosure can hold ____ giraffes.

Capacity – Let's investigate!

Get measuring with water.






I measured a little less than 4 cups.






Just write down 4.




1. How many  **spoonfuls** fill...

	object	my estimate	measure	difference
(a)		<input type="text"/> spoonfuls	<input type="text"/> spoonfuls	<input type="text"/> spoonfuls
(b)		<input type="text"/> spoonfuls	<input type="text"/> spoonfuls	<input type="text"/> spoonfuls
(c)		<input type="text"/> spoonfuls	<input type="text"/> spoonfuls	<input type="text"/> spoonfuls

2. How many  **cupfuls** fill...

	object	my estimate	measure	difference
(a)		<input type="text"/> cupfuls	<input type="text"/> cupfuls	<input type="text"/> cupfuls
(b)		<input type="text"/> cupfuls	<input type="text"/> cupfuls	<input type="text"/> cupfuls
(c)		<input type="text"/> cupfuls	<input type="text"/> cupfuls	<input type="text"/> cupfuls

3. Which **container** in the middle is best for filling the following? Match.



Chapter 2

That Sinking Feeling!

Getting started

Can you float on water... or do you sink?
Some things can float... other things sink!

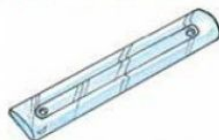


A. Check what you will need.

Find the word in the box.










Write it under the correct picture.

basin	water	stone	ruler
newspaper	lollipop stick	paper clip	



Setting the scene: The objective in this lesson is to predict and test objects to see if they float or sink. There is no need to be restricted to the items listed above. An object floats when it displaces its own weight in water. **Archimedes** is said to have leapt from his bath yelling **Eureka!** when he worked this out. However, displacement is too difficult a concept for this age group.

D. Write float or sink beside each item.

OBJECT	FLOAT	SINK
stone 	_____	<u>sink</u>
matchstick 	_____	_____
ruler 	_____	_____
grape 	_____	_____
lollipop stick 	_____	_____
nail 	_____	_____
lego 	_____	_____
paper-clip 	_____	_____
peg 	_____	_____



When things are full of air, they float better.



Setting the scene: Do wood and plastic always float? Explore the idea that shape can have an effect. Plasticine rolled in a ball will sink — shaped like a boat it will float.

Do stone and metal always sink? Would shape make a difference. Enormous metal ships float. Can the pupils find a metal object that will float (an empty tin)? Try and float objects made of glass, rubber, string or cloth and discuss the findings.

Art

Draw, paint, create things that crawl.

Extra Activities: **Lego challenge**

For the coming weeks we are going to set one lego challenge a day, like the art challenge, get as creative as possible there are no boundaries. It might be a sentence or a word that should be used to encourage your child to get creative.

Today's prompt: Make something tall.

Active Challenge

How many jumping jacks in a row can you do in a row without stopping? Time how long you can go before stopping. How many can you do in one minute? Try different times and record your results. Can you beat your record?

Mindfulness Activity

One easy way for children to dip their toes into mindfulness is through body poses. To get your kids excited, tell them that doing fun poses can help them feel strong, brave, and happy.

Have the kids go somewhere quiet and familiar, a place they feel safe. Next, tell them to try one of the following poses:

1. The Superman: this pose is practiced by standing with the feet just wider than the hips, fists clenched, and arms reached out to the sky, stretching the body as tall as possible.
2. The Wonder Woman: this pose is struck by standing tall with legs wider than hip-width apart and hands or fists placed on the hips.

Ask the kids how they feel after a few rounds of trying either of these poses. You may be surprised.

Answer:

English:

Activity A:

1. 3

Activity B:

1. The children went ice-skating in the rink.
2. The elephant has a long trunk.
3. I tried not to blink in the staring contest.
4. I drank all of my water at the beach.



Activity C:

1. 6

Activity D:

1. There is a herd of cattle in the field.
2. I have never been to New Zealand.
3. Winter is my favourite season.
4. We are in the last term of school.

Maths:

	<p>This car can hold <u>4</u> people.</p>
	<p>This classroom can hold <u>7</u> people.</p>



This enclosure can hold 2 giraffes.

S.E.S.E:

A (In order)

Basin

Stone

Water

Ruler

Lollipop stick

Newspaper

Paper clip

Tuesday May 12th

Gaeilge

Send your child on a colour hunt as Gaeilge. Can they find something in the house of each of the colours below. Name them and draw them too. Try saying the item as Gaeilge too.

white

bán

red

dearg

blue

gorm

purple

corcra

pink

bán-dearg

brown

donn

orange

oráiste

yellow

buí

green

glas

grey

liath



Léigh an Scéal



Bhí sorcas ar an teilifís.



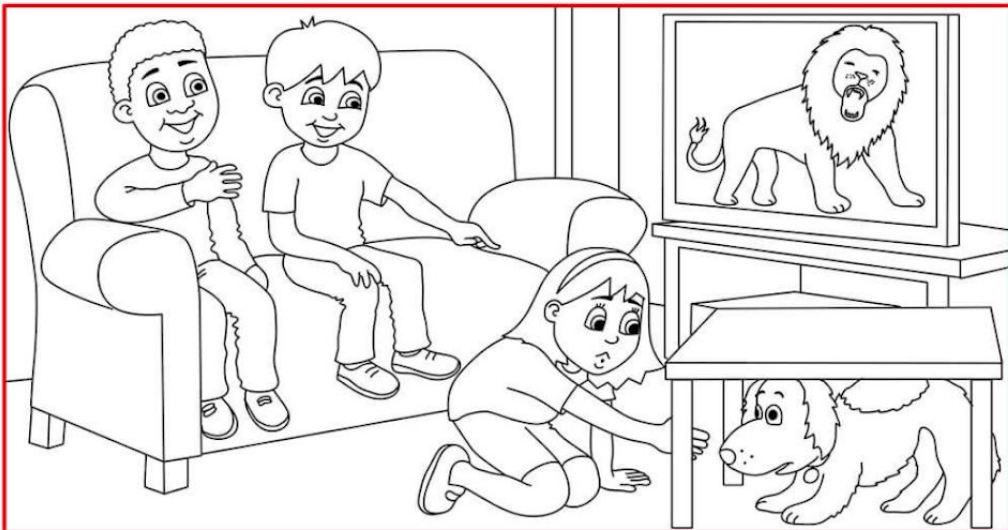
Chonaic na páistí leon.



Bhéic an leon.



Bhí eagla ar Bhran.



Rith sé faoin mbord.

English

English today revolves around writing and speaking in the future tense. To get practice at this encourage your child to visualise what the first day back in school, back at football training, gaelic training, art lessons, yoga etc. will be like. Ask them what they see? What will they do? Using sentences that all begin with “**I will _____**”.

Get them to write out several things that they will do at different events.

I will score a goal.

I will play with my friends.

I will paint a picture of my family.

I will listen to the teacher.

I will make a cake.

Grammar Future Tense Verbs 1

WALT: Identify and write future tense verbs.

The **future tense** is what will happen tomorrow.
We must add the word **will** to the verb.

Examples: I **will** laugh. You **will** smile.
She **will** go.



A Colour the future tense verbs. Draw the picture.


I will go to the party.
I will be seven years old.
I will dress up as a cat.
Mam will draw whiskers on my face.
I will eat a lot of sweets.
I will have a fantastic time.

B Write each verb in the future tense.

- | | |
|----------------------------|--------------------------------|
| 1. cry: I will cry. | 2. write: I will write. |
| 3. eat: _____ | 4. draw: _____ |
| 5. walk: _____ | 6. cook: _____ |
| 7. run: _____ | 8. dance: _____ |

C Write each underlined verb in the future tense.

- | | |
|-------------------------------------|-------|
| 1. I <u>make</u> buns for Carnival. | _____ |
| 2. I <u>sing</u> at choir. | _____ |
| 3. I <u>feed</u> the fish. | _____ |



Maths

Experiment: Complete the below maths page using your own jug, bucket and kettle. If you don't have one of the above maybe use a pot or another container. Pick one glass, see how many glasses it takes to fill the jug, bucket and kettle and answer the same questions on the below maths worksheet.

Don't forget to record all of your findings!

Capacity

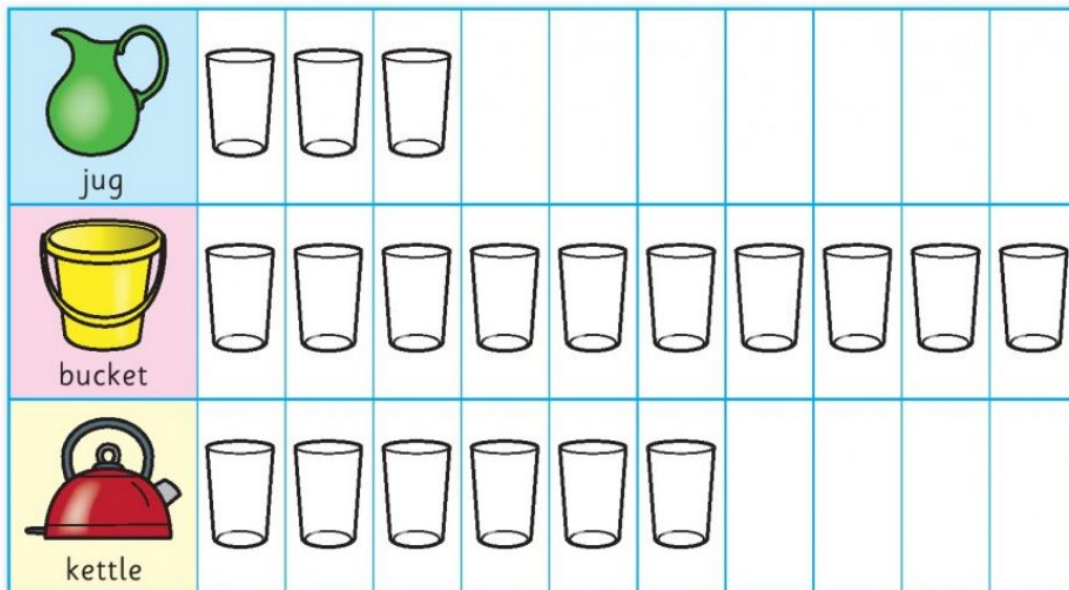
This pictogram shows how many



fill a



or



Answer the questions.

- How many glasses fill the jug?
- How many glasses fill the bucket?
- Which container holds most? _____
- Which container holds least? _____
- How many glasses altogether fill the jug and kettle?
- How many more glasses does the bucket hold than the kettle?
- How many fewer glasses does the jug hold than the bucket?
- How many glasses would fill 2 jugs?
- How many glasses would fill 3 kettles?




Challenge

How many jugfuls would you need to fill the kettle?



S.P.H.E

In these uncertain times it is important for everyone to look after their mental health and wellbeing. For S.P.H.E we encourage your child to visualise what makes them happy and feel safe. Get them to write a couple of lines on what makes them happy and safe and draw a picture in the below box or on a blank page. Get them to be creative, fill the page up, use labels, colour etc. be really creative.



Art

Draw, paint, create things that crawl.

Extra activities

Lego Challenge

Make something that flies.

Active Challenge

How many chair push ups can you do in a minute, or how many can you do in a row without stopping. Use a good strong chair for this. You aren't supposed to lift the chair off the ground. Hold the chair tight at the edges and push yourself up and down in the air slowly. Lift up until your backside comes off the seat of the chair.



Chair Push-Ups

©2007 Super Duper® Publications

Chair Push-Ups

Therapeutic Benefits

- Tends to be calming
- Strengthens upper extremities
- Prepares hands for handwriting

Tips

1. To make this exercise easier, use a chair with armrests. Place the child's hands on the chair's armrests and have him/her push up from there.
2. For best results, use a wooden or plastic chair without padding or cushioning.

Directions

1. Sit in a sturdy armless chair.
2. Your feet should be flat on the floor.
3. Place your hands on the chair on either side of your legs.
4. Elbows should be straight and palms should be flat on the chair, fingers pointing away from you or curled under the seat.
5. Push through your arms and hands to raise your bottom off the chair. Do not help with your feet.
6. Gently lower down and repeat.
7. As you get stronger, try to lift your feet off the floor.

©2007 Super Duper® Publications

Mindfulness Activity

Spidey-Senses

Instruct your kids to turn-on their “Spidey senses,” or the super-focused senses of smell, sight, hearing, taste, and touch that Spiderman uses to keep tabs on the world around him. This will encourage them to pause and focus their attention on the present, opening their awareness to the information their senses bring in.

This is a classic mindfulness exercise and encourages observation and curiosity—great skills for any human to practice.

Answer:

English:

Activity A:

I **will** go to the party.

I **will** be seven years old.

I **will** dress up as a cat.

Mam **will** draw whiskers on my face.

I **will** eat a lot of sweets.

I **will** have a fantastic time.

Activity B:

1. I will cry.
2. I will write.
3. I will eat.
4. I will draw.
5. I will walk.
6. I will cook.
7. I will run.
8. I will dance.

Activity C:

1. I **will** make buns for carnival.
2. I **will** sing at choir.
3. I **will** feed the fish.

Maths:

1. 3
2. 10
3. The bucket
4. The jug
5. 9
6. 4
7. 7
8. 6
9. 18

Challenge:

Wednesday May 13th

Gaeilge

Activity: Draw a picture of everyone in your family on individual pieces of paper if possible. Label what each person is wearing. Use the grid below for any help that you might need:

léine	shirt
T-léine	tshirt
gúna	dress
carbhat	tie
sciorta	skirt
pitseámaí	pyjamas
bríste	pants
fobhríste	underwear
geansaí	jumper
veist	Vest
cóta	coat
hata	hat
bróga	shoes
buataisí	boots
Bríste gearr	shorts
scairf	scarf
lámhainní	gloves
crios	belt

Feicim le Mo Shúilín



páipéar



puimcín



peann luaidhe



púca



péint



páiste



péist



piorra



pláta











práta



páirc



pictiúr

1 Faigh _____. 	2 Faigh _____. 
3 Faigh _____. 	4 _____. 
5 _____. 	6 _____. 
7 _____. 	8 _____. 

English

This week you are focusing on what letters are and how to write them, so this activity is a type of letter, but is intended for someone you don't know. A message in a bottle, if you were to send a message out to sea inside a bottle, what would you say? Write about yourself, so that the finder will know who sent the message.

See below a basic template on what your child could write. Encourage your child to add in extra information about themselves and where they are from.

My name is _____. I am _____ years old.

The things I like are _____.

In school, I am good at _____.

At home, I am good at _____.

I hope this bottle travels to _____.

Oral Genre Communicating

WALT: Label the parts of a letter.

A  Use colours to label the letter.



Date Farewell	Address Who it is to	Who it is from Greeting
Body of letter (what it is about)		

Cork,
Ireland
November 3rd

Dear Maria,

How are you? It's good to talk to you! We are back in school after the midterm holidays. Three days ago, it was Hallowe'en. I dressed up as a cat. Mam drew whiskers on my face and put cat ears on my head. I got a lot of sweets trick-or-treating this year. Mam said my teeth would rot if I ate them all, so I shared them with Evan. Do you celebrate Hallowe'en in Brazil?

We have been busy in school. We went on a trip to a fire station. It was a lot of fun. We saw all of the fire engines, talked to the firefighters and played with the hoses. Tom accidentally sprayed Ms Brady with the hose and she got a bit wet. He felt bad, but Ms Brady said she needed a shower anyway! It was very funny. Ms Brady is a kind teacher. The bell is about to go for lunch, so I have to finish my letter.

Talk to you soon!

From,
Ella

B  Who would you write a letter to?

See below a sample letter to the whole class

Donacarney,
Meath,
Ireland.
May 14th 2020

Hi everybody,

How is everybody keeping during these difficult times? I have been working hard over the last nine weeks getting work ready for all of you, work that I hope is helping you to learn a lot of new things while being fun too! Just remember it is important to try your best at everything you do and not to feel too stressed about getting any work done.

Well anyway that's enough talk about work! I have been busy doing a lot of other things too, because it is important to keep busy. I have watched a lot different shows and movies on Disney Plus, so if you have any suggestions for what I should watch next, please tell me. Everyday I try to get outside and do some sort of exercise, it's great that we can now go a little further from home when going for a walk.

It has been great seeing all the pictures of you working, playing, cooking and much more. I look forward to reading all of your letters in the coming days.

From,
Mr. Duffy

Maths



Sounds Around Us

New Words

sound amount highest lowest least most tapping



Investigate: High and Low Sounds

You will need: 5 drinking glasses, water, a pencil and 5 cards with A, B, C, D, E written on them

Method:

1. Put the five glasses in a line.
Put a card in front of each glass. Put different amounts of water in the glasses. Glass A should have just a little water. Glass E should be almost full.
2. Tap Glass A (least amount of water) with the pencil. Listen to the sound. Tap Glass E (most amount of water) with the pencil. Which glass makes the 'highest' sound?
3. Tap Glasses B, C and D with the pencil. What sound do they make? Can you make a tune by tapping the glasses?



Results:

1. Which glass of water makes the highest sound?
Glass ____ with the _____ (most, least) amount of water makes the h_____ sound.
2. Which glass of water makes the lowest sound?
Glass ____ with the _____ (most, least) amount of water makes the l_____ sound.
3. Draw the water in each glass, from highest sound to lowest sound.



Highest sound ← → Lowest sound



Draw a picture of an animal that makes a really low sound and another picture of an animal that makes a really high sound.

Capacity – The litre (l)

1. Discuss.

Litres come in many different shapes.



List some other items that can be bought in 1 litre (l) containers.

- (a) _____
 (b) _____
 (c) _____
 (d) _____

2. Using a full litre bottle of water, how many of the following can you fill?

a	glass	b	bowl	c	carton
estimate <input type="text"/>		estimate <input type="text"/>		estimate <input type="text"/>	
measure <input type="text"/>		measure <input type="text"/>		measure <input type="text"/>	

3. Estimate how much each container holds? Write it in the correct place.



less than a litre	about a litre	more than a litre
(a) _____	(a) _____	(a) _____
(b) _____	(b) _____	(b) _____
(c) _____	(c) _____	(c) _____



S.E.S.E

For S.E.S.E on Monday your child tested out different objects to see if they float or sink when they are placed into water. Today get them to design a boat out of materials and objects that you have at home. Draw the boat first, label what they are using and think about how they are going to make it. Over the coming days make the boat and test it out. If the boat sinks go back to the drawing board and try to fix it so that the boat will float next time. We would love to see pictures of everyone's attempts.



Animal quiz

In each box, write the names of animals that fit the description.
Some names may be used more than once.



snail



robin



crocodile



cat



worm



thrush



salmon



fox



crab



butterfly



kangaroo



hen



turtle



dog



bear



whale



frog



ladybird

has a shell

has fur

can swim

makes a good pet

is an insect

lays eggs

can hop

has no legs

has feathers

Art

Trace your hand and then turn it into something else.

Extra Activities

Lego Challenge

Make something that floats.

Active Challenge

Try the superman exercise. Lay down flat on your tummy, with your arms and legs stretched straight out. Now while on your tummy try and raise your legs and arms, pretend that you are flying through the sky. Try doing this on and off for a few minutes for a great workout!

Mindfulness Activity

Safari

The Safari exercise is a great way to help kids learn mindfulness. This activity turns an average, everyday walk into an exciting new adventure.

Tell your kids that you will be going on a safari: their goal is to notice as many birds, bugs, creepy-crawlies, and any other animals as they can. Anything that walks, crawls, swims, or flies is of interest, and they'll need to focus all of their senses to find them!

Answers:

Gaeilge:

1. Faigh péint.
2. Faigh péist.
3. Faigh peann luaidhe.
4. Faigh páipéar.
5. Faigh pláta.
6. Faigh práta.
7. Faigh piorra.
8. Faigh puimcín.

English:



Use colours to label the letter.



Date
Farewell

Address
Who it is to

Who it is from
Greeting

Body of letter (what it is about)

Greeting Dear **Who it is to** Maria,

Address Cork, Ireland

Date November 3rd

Body of letter (what it is about)

How are you? It's good to talk to you! We are back in school after the midterm holidays. Three days ago, it was Hallowe'en. I dressed up as a cat. Mam drew whiskers on my face and put cat ears on my head. I got a lot of sweets trick-or-treating this year. Mam said my teeth would rot if I ate them all, so I shared them with Evan. Do you celebrate Hallowe'en in Brazil?

We have been busy in school. We went on a trip to a fire station. It was a lot of fun. We saw all of the fire engines, talked to the firefighters and played with the hoses. Tom accidentally sprayed Ms Brady with the hose and she got a bit wet. He felt bad, but Ms Brady said she needed a shower anyway! It was very funny. Ms Brady is a kind teacher. The bell is about to go for lunch, so I have to finish my letter.

Farewell Talk to you soon!

From, **Who it is from** Ella

Maths:

3:

<u>Less than a litre</u>	<u>About a litre</u>	<u>More than a litre</u>
(a) Cup	(a) Milk	(a) Bath
(b) Egg Cup	(b) Juice	(b) Pool
(c) Spoon	(c) Ice cream	(c) Bucket

S.E.S.E

<u>Has a shell</u> A snail A crab A turtle	<u>Has fur</u> A cat A fox A kangaroo A dog A bear	<u>Can swim</u> A crocodile A cat (They don't like water) A salmon A fox A crab A turtle A dog A bear A whale A frog
<u>Makes a good pet</u> A cat A turtle A dog	<u>Is an insect</u> A butterfly	<u>Lays eggs</u> A snail A crocodile A worm A crab A butterfly A hen A turtle A frog
<u>Can hop</u> A kangaroo A frog	<u>Has no legs</u> A snail A worm A salmon A whale	<u>Has feathers</u> A robin A thrush A hen

First Class Suggested Work 14th May

Gaeilge

This week keep focusing as much on spoken Gaeilge as written Gaeilge. Keep playing games with your family. Complete the worksheet below.

Activity: Write the words from the worksheet below onto a piece of paper. Cut them out and turn them upside down. Turn them over one by one and say the word. Next, turn them upside down. Turn them over one by one and see if you can translate it to English. Do you know what the word means? You can also turn them over, say them and draw a picture to match.



Faigh an Focal

1

pictiúr

2

3

4

5

6

English

This week we are focusing on writing a letter to our class. (This letter should be addressed to the whole class and not one individual child. For example, Hello everybody. Also, please do not use your name at the end of your letter, only use the first letter of your name. For example, From, E.) If you need some help, look at the example letter we provided or the worksheet below.

Ask your child, what do you put at the top of our letter? Who are you writing the letter to? What do you want to tell your class? How are you feeling? Do you have any questions you want to ask them? Describe what you have been doing at home. Have you learnt any new skills? What is your favourite game to play or your favourite book to read?

***We would love to see these letters by Friday the 15th of May if possible. If you wish to send them to firstclassdonacarney@gmail.com we can look at them, give feedback to your child and share some of them on our class blog.**

Remember:

Address

Date

Who is it to?

Greeting

Body of letter (what it is about)

Farewell

Who is it from?

Writing Genre Exploring and Using

WALT: Write a letter.

A  Use the text to write the letter.

May 30th	Hill View, Cork	Padraig	Bye for now
Kevin	It was Henry's birthday on Friday. I went to his party. We had a big water fight in the garden. I got soaked! Afterwards, we had cake.		

Dear _____,

How are you? I am great. I am having lots of fun in the sun!

_____. The cake was yummy!

What are your plans for your birthday?

From,



B  Did Henry's party sound like fun?

Maths

Where required for maths work this week allow your child to use the hundred square or the number line 0-100. These can be found in this document or on our class blogs. Complete the worksheet below.

Activity: 1) Count and learn on a nature walk. Take an outdoor stroll with your family and practice basic maths skills along the way. Count how many flowers, trees, dogs, paths, houses that you can see.

2) Design an outdoor board game. Draw a winding path using chalk and fill the spaces with maths equations. Kids move from space to space by hopping or jumping. If they get the answer right, they move to the new space.



My 0 to 100 Number Line



0 1 2 3 4 5 6 7 8 9 10 11 12 13 14 15 16 17 18 19 20 21 22 23 24 25



twinkl.co.uk



26 27 28 29 30 31 32 33 34 35 36 37 38 39 40 41 42 43 44 45 46 47 48 49 50



twinkl.co.uk



51 52 53 54 55 56 57 58 59 60 61 62 63 64 65 66 67 68 69 70 71 72 73 74 75



twinkl.co.uk



76 77 78 79 80 81 82 83 84 85 86 87 88 89 90 91 92 93 94 95 96 97 98 99 100

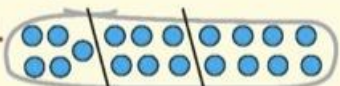


twinkl.co.uk


100 Square

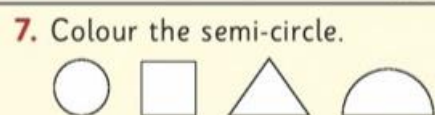
1	2	3	4	5	6	7	8	9	10
11	12	13	14	15	16	17	18	19	20
21	22	23	24	25	26	27	28	29	30
31	32	33	34	35	36	37	38	39	40
41	42	43	44	45	46	47	48	49	50
51	52	53	54	55	56	57	58	59	60
61	62	63	64	65	66	67	68	69	70
71	72	73	74	75	76	77	78	79	80
81	82	83	84	85	86	87	88	89	90
91	92	93	94	95	96	97	98	99	100

A quick look back 8

1. 
 $5 + \square + \square = \square$




5.  $18 - \square = \square$



8. $34 + 5 = \square$

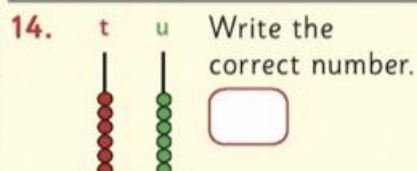
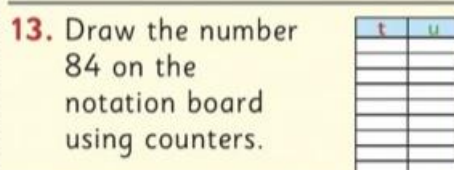
9. $9 + \square = 17$

10. 
 $13 - 8 = \square$

11. How much money altogether?



12. $40 + 32 = \square$



15. Draw the least number of coins to make 17 cent.



16. $55 + 20 = \square$

17. Circle the heavier object.



18. Circle the **units**. 4 7

19. Circle the **tens**. 8 7


20. Circle the full container.



SESE

Complete the worksheet below. Some materials are see-through. Light shines through them. Another word for see-through is transparent.

Activity: Are these materials transparent? Guess first and then use a light to find out!



A tracing experiment

Some materials are see-through. Light shines through them.

Another word for see-through is **transparent**.

Are these materials transparent? Guess first.



sheet of paper



tissue



tinfoil



greaseproof paper

Trace the sun through each material if you can.

Cut out your tracing and paste it in the empty box.

Complete the sentences. These words might help you.

good bad

transparent not transparent



Paper is _____
for tracing because it is
_____.



Tissue is _____
for tracing because it is
_____.



Tinfoil is _____
for tracing because it is
_____.



Greaseproof paper is _____
for tracing because it is
_____.

Art

Magic art: You will need 2 sheets of kitchen roll, markers and a sink!

1. Draw something very simple on the first sheet of kitchen roll.
Make sure you leave enough room for the things you want in the background.
2. Draw or write whatever you want on the second sheet of kitchen roll.
3. Place the first sheet on top of the second sheet, both facing up the same way towards you.
4. Place the sheets on top of the water in your sink and watch the magic happen! ☺
5. (Parents, there are lots of videos on Youtube that can help you if needed, just search magic paper towel art)

If you want to show us the great artwork that you have made, please send them to firstclassdonacarney@gmail.com We would love to see them!

Extra Activities

Lego challenge: Make something you can find in space.

Active challenge: Crab and bear-walk races. Holding one of these tough positions gives you a real work out and can be lots of fun. Time yourself and see how long it takes you to get from one end of the room/garden to the other. You can also have fun races with your family members!

Minfulness activity: Parents, ask your child to give a “weather report” on how they are feeling. For example, if they were feeling sad they could say something along the lines of “I am dark and cloudy with some raindrops” or if they are feeling happy “I am bright colours like orange and yellow and there is a lovely rainbow in the sky”

Answer Sheet

Gaeilge:

1. Pictiúr
2. Peann luaidhe
3. Púca
4. Puimcín
5. Páirc
6. Péint

Maths:

1. $5 + 6 + 8 = 19$
2. 10c 5c 2c 2c
3. $4 + 7 + 9 = 20$
4. 36
5. $18 - 6 = 12$
6. It is half past 8.
7. Semi-circle
8. $34 + 5 = 39$
9. $9 + 8 = 17$
10. $13 - 8 = 5$
11. 18c
12. $40 + 32 = 72$
13. 8 tens, 4 units
14. 66
15. 10c, 5c, 2c
16. $55 + 20 = 75$
17. Tractor
18. 7 units
19. 8 tens
20. The last jug is full.

First Class Suggested Work 15th May

Gaeilge

This week keep focusing as much on spoken Gaeilge as written Gaeilge. Keep playing games with your family. Complete the worksheet below.

Activity: An Nuacht – pretend you are presenting the news. Read your news for your family. Practise the words and phrases that we have been working on. Inniu an ____, Inné an ____, Amárach an ____, Tá an lá ____, Chonaic mé _____. Draw a picture of your news from this week.



fuair



te



fliuch



tirim



gaofar



scamallach



dorcha



geal



An Nuacht


Inniu an _____.

Inné an _____.

Amárach an _____.

Tá an lá _____.

Chonaic mé _____ ar an teilifís.



Tarraing pictiúr.



sorcas



cartún



clár spóirt



tíogar




nathair



leon



sioráf



eilifint

English

This week we are focusing on writing a letter to our class. (This letter should be addressed to the whole class and not one individual child. For example, Hello everybody. Also, please do not use your name at the end of your letter, only use the first letter of your name. For example, From, E.) If you need some help, look at the example letter we provided or the worksheet below.

Ask your child, what do you put at the top of our letter? Who are you writing the letter to? What do you want to tell your class? How are you feeling? Do you have any questions you want to ask them? Describe what you have been doing at home. Have you learnt any new skills? What is your favourite game to play or your favourite book to read?

***We would love to see these letters by Friday the 15th of May if possible. If you wish to send them to firstclassdonacarney@gmail.com we can look at them, give feedback to your child and share some of them on our class blog.**

Remember:

Address

Date

Who is it to?

Greeting

Body of letter (what it is about)

Farewell

Who is it from?

Writing Genre Exploring and Using

WALT: Write a letter.

A  Use the text to write the letter.

May 30th	Hill View, Cork	Padraig	Bye for now
Kevin	It was Henry's birthday on Friday. I went to his party. We had a big water fight in the garden. I got soaked! Afterwards, we had cake.		

Dear _____,

How are you? I am great. I am having lots of fun in the sun!

_____. The cake was yummy!

What are your plans for your birthday?

From,



B  Did Henry's party sound like fun?

Maths

Where required for maths work this week allow your child to use the hundred square or the number line 0-100. These can be found in this document or on our class blogs. Complete the worksheet below.

Activity: 1) Get practice with low number counting and addition using dice. Write activities like jump, clap, or stomp on a small piece of paper. Get dice and roll them. Add the two numbers on the dice together and pick an activity to do for that number of times. You can do this several times. (If you don't have two dice you can use one and roll twice OR if you do not have any, you can write the numbers on pieces of paper and let your child pick two of them) For example, Ben rolled two dice and he got the numbers 4 + 2. He added them together to make 6. Ben likes jumping so he chose to jump 6 times.

2) Roll your two dice to make your first number. Example, 2 on one and 2 on the other (22) Then, roll again another time to make your second number. Example, 3 on one and 5 on the other (35) Using the method below, add the two numbers together.

	<u>t</u>	<u>u</u>
	2	2
+	3	5
	5	7



My 0 to 100 Number Line



0 1 2 3 4 5 6 7 8 9 10 11 12 13 14 15 16 17 18 19 20 21 22 23 24 25



twinkl.co.uk



26 27 28 29 30 31 32 33 34 35 36 37 38 39 40 41 42 43 44 45 46 47 48 49 50



twinkl.co.uk



51 52 53 54 55 56 57 58 59 60 61 62 63 64 65 66 67 68 69 70 71 72 73 74 75



twinkl.co.uk



76 77 78 79 80 81 82 83 84 85 86 87 88 89 90 91 92 93 94 95 96 97 98 99 100



twinkl.co.uk

100 Square

1	2	3	4	5	6	7	8	9	10
11	12	13	14	15	16	17	18	19	20
21	22	23	24	25	26	27	28	29	30
31	32	33	34	35	36	37	38	39	40
41	42	43	44	45	46	47	48	49	50
51	52	53	54	55	56	57	58	59	60
61	62	63	64	65	66	67	68	69	70
71	72	73	74	75	76	77	78	79	80
81	82	83	84	85	86	87	88	89	90
91	92	93	94	95	96	97	98	99	100

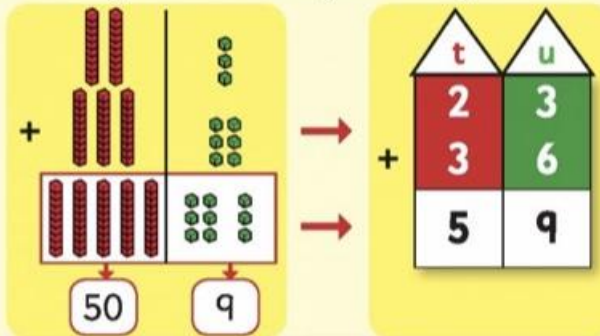
The addition house

Step 1: Add the units.
Step 2: Add the tens.



Luke won 23 medals. Amy won 36.
How many medals did they win altogether?

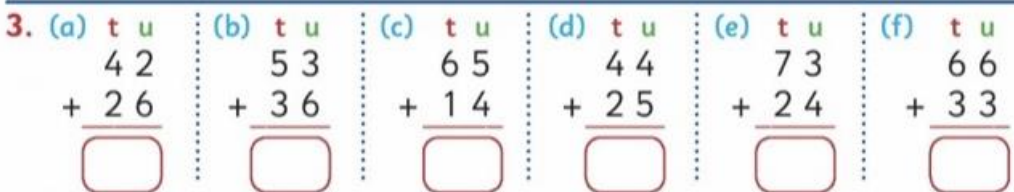
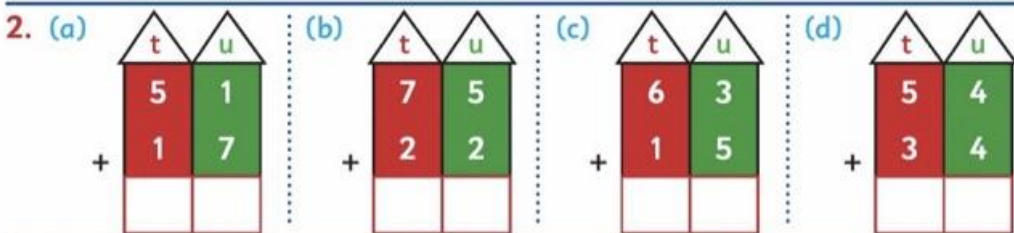
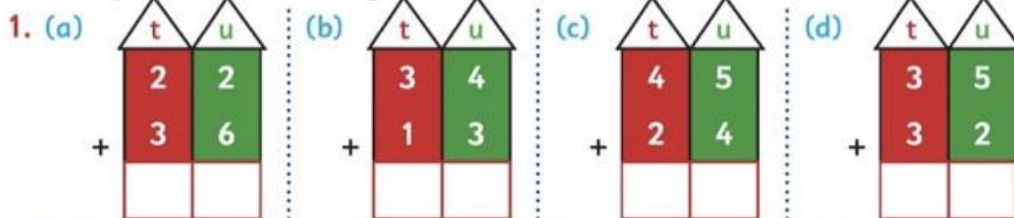
$$23 + 36 = ?$$



short way

t	u
23	
+ 36	
<hr/>	
59	

Complete the following.



Challenge



Aoife collected 27 chestnuts.

Her sister collected 32.

How many chestnuts did they collect altogether?

t	u
+	

SESE

Last week, we were learning about sound. We know that we use our ears to hear sound. When sound goes into our ears, our eardrums move. This tells our brains that we have heard a sound. We also visualise or create pictures in our heads when we hear certain sounds. Some sounds can be loud and other sounds can be quiet. Complete the worksheet below.

Activity: Sound scavenger hunt - In this activity, send your child on a hunt to find sounds around your house and garden. They can record what they find by writing what they hear and drawing a picture to match. They could also create a sound recording, then give them the chance to challenge you with a guessing game. This activity is a fun hands-on way to extend what your child is learning about the five senses.

Ask your child, what did you hear? Did it make a quiet or a loud sound? Have you heard this sound before? Where did you hear it before? When would we hear these sounds? If you closed your eyes and heard this sound, would you be able to picture it in your head? Does it sound like something else?

Sounds around us

Colour the things in the picture that make sounds.



Draw one thing that makes
a loud sound.

Draw one thing that makes
a quiet sound.

Music

Complete the worksheet below. You have just finished your sound scavenger hunt! Now it is time to practise drawing the music/sounds that we hear. Some of these are loud sounds and some are quiet sounds. There are no right or wrong answers for this, use your imagination and be as creative as you want.

Activity: Sound map - Earlier, you went on a sound scavenger hunt. Look at the sounds that you found. Ask yourself, if I had to draw this sound what would it look like? Now, find a spot and stand or sit still. Stay still for a short while (try 5 minutes) and start to listen to what is making sound around you. Mark on your paper the sounds you can hear and where they are coming from, for example there may be a stream behind you, sheep in a field in front of you, birds singing above and to your side. Be still and quiet and really focus on sounds you can hear. You can draw, write or colour the sounds you can hear around you.

B



4. Draw how each bird moves.

Let's draw music



C

1. Draw how each animal moves, eg.



Art

Design yourself as a super hero! What's your super power? How will you look? Be creative and have fun! If you want to show us the great artwork that you have made, please send them to firstclassdonacarney@gmail.com We would love to see them!

Extra Activities

Lego challenge: Make something you can find in the ocean.

Active challenge: Can you jump rope or skip to your favourite song? See how long you can skip for!

Minfulness activity: Blow bubbles “slo-mo” style, emphasizing a big deep breath in through the nose to fill the bubble and out through the mouth as slow as possible.

Answer Sheet

Maths:

1. A) $22 + 36 = 58$

B) $34 + 13 = 47$

C) $45 + 24 = 69$

D) $35 + 32 = 67$

2A) $51 + 17 = 68$

B) $75 + 22 = 97$

C) $63 + 15 = 78$

D) $54 + 34 = 88$

3A) $42 + 26 = 68$

B) $53 + 36 = 89$

C) $65 + 14 = 79$

D) $44 + 25 = 69$

E) $73 + 24 = 97$

F) $66 + 33 = 99$

Challenge: $27 + 32 = 59$