

Dear parents/guardians,

This week all of Gaeilge, English and Maths are from son's books that you may have collected. This is to save further printing or to reduce screen time to complete the work. If you have not collected the school books that is perfectly fine as all the pages are still included in the homework documents this week.

Unfortunately for S.E.S.E you may still need to print off the sheets or use a screen to complete this work.

Any projects your son may be completing continue to email in to us at firstclassdonacarney@gmail.com. All the photos and work that has been sent to date are brilliant keep up the great work lads!

If you have any other questions please do not hesitate to ask us!

Kind regards,
Mr. Duffy & Ms. Egan

Suggested Work Tuesday 2nd June

Gaeilge

This week we are continuing on with new material from our Bua na Cainte book. Keep playing games that you are used to such as eye spy, bingo, hangman, matching the word to the picture, writing your news and so on. All of these can be played using Irish words! The pages from your book will help you. Also, complete the worksheet below or in your workbook if you have it at home.

Bí ag Scríobh

Siopa dóireacht

Is fearr liom an carr.



1 Is fearr liom an _____.



2 Is fearr liom an _____.



3 Is _____.



4 Is _____.



5 Is _____.



6 _____.



7 _____.



8 _____.



9 _____.



10 _____.



liathróid



capall



róbó



téad
scipeála



camán



tarracóir



carr



bus



bád



teach
bábóige

English

This week your child should read “Ella the Writer”, pages 73-85, from “Fun at the Circus”. Complete the following worksheet after reading the story or complete it in your skills book if you have it.

Ask your child did they enjoy this story? Why? What did you like or dislike about this story? The boys can make connections between the story and their own lives.

Activity: Take the first two bold words from the story “happiest” and “checklist” and put them into sentences.

We are also continuing with the Just Phonics book. Complete the worksheet below or in your book if you have it at home.

Ella the Writer



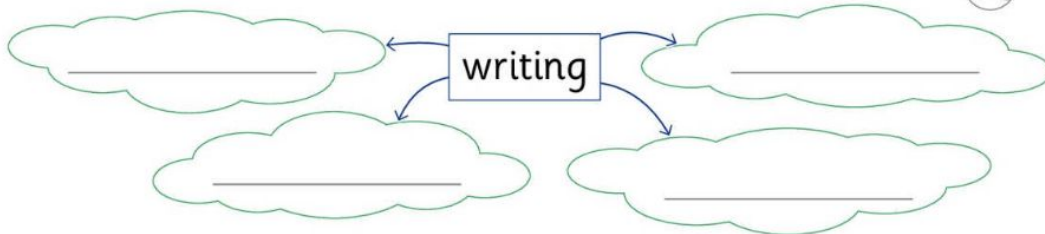
Before Reading Brainstorming


WALT: Make predictions.

A  What do you think of when you hear the title?

B  Think of words that go with 'writing'.

FW



C  Predict what you think will happen in 'Ella the Writer'.



During Reading Book Talk

WALT: Complete a 3,2,1 chart.

3, 2, 1 chart

Write three things you found out in this text.

Example: I found out Nana Mooney is in London.

3

1. _____

2. _____

3. _____

Write two questions you have about this text.

2

1. _____

2. _____

Put one more job on Ella's to-do list.


1

Draw any connections you have to the text.

au and al sounds

A Read the words. Write the correct word under each picture.

sauce author autumn caught haunt laundry cauldron taught
astronaut fault walk chalk talk stalk beanstalk catwalk



B Your teacher will read a sentence. Listen carefully. Write the sentence here.

Objective: to read and write words containing the au and al sounds.



Maths

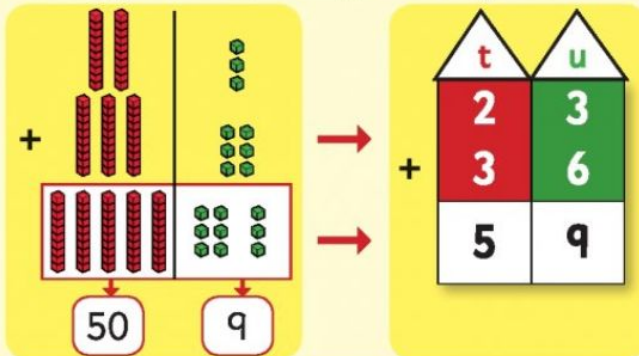
Where required for maths work this week allow your child to use the hundred square or the number line 0-100. These can be found in this document or on our class blogs. Complete the worksheets below or complete it in your book.

The addition house

Step 1: Add the **units**.
Step 2: Add the **tens**.



Luke won 23 medals. Amy won 36.
How many medals did they win altogether?

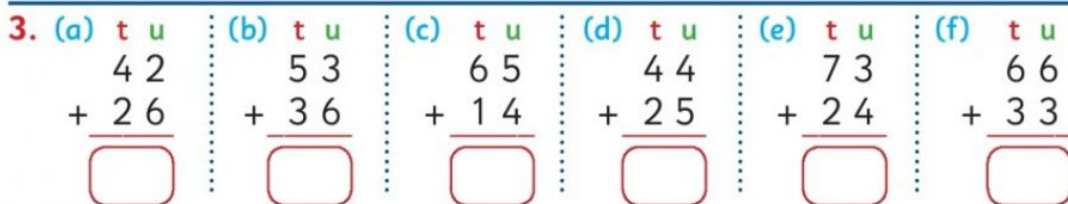
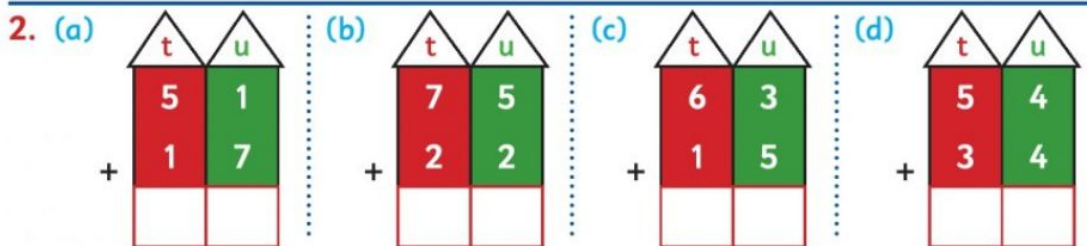
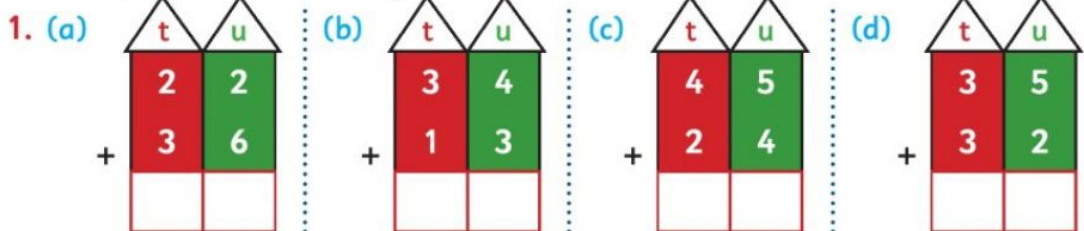


$$23 + 36 = ?$$

short way

| t | u |
|-------|-----|
| 2 | 3 |
| + | 3 6 |
| <hr/> | |
| 5 | 9 |

Complete the following.



Challenge



Aoife collected 27 chestnuts.
Her sister collected 32.
How many chestnuts did they collect altogether?

| t | u |
|-------|---|
| | |
| + | |
| <hr/> | |
| | |



My 0 to 100 Number Line



0 1 2 3 4 5 6 7 8 9 10 11 12 13 14 15 16 17 18 19 20 21 22 23 24 25



twinkl.co.uk




26 27 28 29 30 31 32 33 34 35 36 37 38 39 40 41 42 43 44 45 46 47 48 49 50



twinkl.co.uk



51 52 53 54 55 56 57 58 59 60 61 62 63 64 65 66 67 68 69 70 71 72 73 74 75



twinkl.co.uk



76 77 78 79 80 81 82 83 84 85 86 87 88 89 90 91 92 93 94 95 96 97 98 99 100



twinkl.co.uk

100 Square

| | | | | | | | | | |
|----|----|----|----|----|----|----|----|----|-----|
| 1 | 2 | 3 | 4 | 5 | 6 | 7 | 8 | 9 | 10 |
| 11 | 12 | 13 | 14 | 15 | 16 | 17 | 18 | 19 | 20 |
| 21 | 22 | 23 | 24 | 25 | 26 | 27 | 28 | 29 | 30 |
| 31 | 32 | 33 | 34 | 35 | 36 | 37 | 38 | 39 | 40 |
| 41 | 42 | 43 | 44 | 45 | 46 | 47 | 48 | 49 | 50 |
| 51 | 52 | 53 | 54 | 55 | 56 | 57 | 58 | 59 | 60 |
| 61 | 62 | 63 | 64 | 65 | 66 | 67 | 68 | 69 | 70 |
| 71 | 72 | 73 | 74 | 75 | 76 | 77 | 78 | 79 | 80 |
| 81 | 82 | 83 | 84 | 85 | 86 | 87 | 88 | 89 | 90 |
| 91 | 92 | 93 | 94 | 95 | 96 | 97 | 98 | 99 | 100 |

S.E.S.E

Summer Holiday Hopes Write-up

I would like to see...



I would like to eat...



I would like to make...



I would like to learn...

.



.

.

I would like to go...



In the summer I see...





Explore summer through your senses.

Complete the sentences below and create your very own sensory poem.

Summer

Summer looks like _____

Summer sounds like _____

Summer smells like _____

Summer tastes like _____

Summer feels like _____



Extra Activities

Lego Challenge

Make something tiny

Active Challenge

Do something that you enjoy for 15-30 minutes. This could be skipping, running, walking, football, basketball or any activity you enjoy!

Mindfulness Activity

Cosmic Yoga – Youtube (Juniors to 2nd)

Answers

Gaeilge:
















1. Is fearr liom an liathróid.
2. Is fearr liom an téad scipeála.
3. Is fearr liom an bád.
4. Is fearr liom an capall.
5. Is fearr liom an róbó.
6. Is fearr liom an bus.
7. Is fearr liom an camán.
8. Is fearr liom an teach báboige.
9. Is fearr liom an tarracóir.
10. Is fearr liom an carr.

English:

au and al sounds

A Read the words. Write the correct word under each picture.

sauce author autumn caught haunt laundry cauldron taught
astronaut fault walk chalk talk stalk beanstalk catwalk

| | | | |
|--|---|--|---|
|  Author |  Chalk |  Caught |  Astronaut |
|  Walk |  Sauce |  Haunt |  Autumn |
|  Cauldron |  Talk |  Catwalk |  Beanstalk |
|  Fault |  Laundry |  Stalk |  Taught |

Maths:

Complete the following.

1. (a)

| | |
|---|---|
| t | u |
| 2 | 2 |
| 3 | 6 |
| 5 | 8 |

 +

| | |
|---|---|
| t | u |
| 3 | 4 |
| 1 | 3 |
| 4 | 7 |

(c)

| | |
|---|---|
| t | u |
| 4 | 5 |
| 2 | 4 |
| 6 | 9 |

 +

| | |
|---|---|
| t | u |
| 3 | 5 |
| 3 | 2 |
| 6 | 7 |

2. (a)

| | |
|---|---|
| t | u |
| 5 | 1 |
| 1 | 7 |
| 6 | 8 |

 +

| | |
|---|---|
| t | u |
| 7 | 5 |
| 2 | 2 |
| 9 | 7 |

(c)

| | |
|---|---|
| t | u |
| 6 | 3 |
| 1 | 5 |
| 7 | 8 |

 +

| | |
|---|---|
| t | u |
| 5 | 4 |
| 3 | 4 |
| 8 | 8 |

3. (a)

| | |
|----|---|
| t | u |
| 4 | 2 |
| 2 | 6 |
| 68 | |

 +

| | |
|----|---|
| t | u |
| 5 | 3 |
| 3 | 6 |
| 89 | |

(c)

| | |
|----|---|
| t | u |
| 6 | 5 |
| 1 | 4 |
| 79 | |

 +

| | |
|----|---|
| t | u |
| 4 | 4 |
| 2 | 5 |
| 69 | |

(e)

| | |
|----|---|
| t | u |
| 7 | 3 |
| 2 | 4 |
| 97 | |

 +

| | |
|----|---|
| t | u |
| 6 | 6 |
| 3 | 3 |
| 99 | |

Challenge



Aoife collected 27 chestnuts.
Her sister collected 32.
How many chestnuts did they collect altogether?

| | |
|----|---|
| t | u |
| 3 | 2 |
| 2 | 7 |
| 59 | |

Suggested Work Wednesday 3rd June

Gaeilge

This week we are continuing on with new material from our Bua na Cainte book. Keep playing games that you are used to such as eye spy, bingo, hangman, matching the word to the picture, writing your news and so on. All of these can be played using Irish words! The pages from your book will help you. Also, complete the worksheet below or in your workbook if you have it at home.



1 Cé a cheannaigh an carr?

Cheannaigh Níomh an carr.

2 Cé a cheannaigh an bád?

3 Cé a cheannaigh an liathróid?

4 Cé a cheannaigh an camán?

5 Cé a cheannaigh an leabhar?

English

This week your child should read “Ella the Writer”, pages 73-85, from “Fun at the Circus”. Complete the following worksheet after reading the story or complete it in your skills book if you have it.

Ask your child did they enjoy this story? Why? What did you like or dislike about this story? The boys can make connections between the story and their own lives.

Activity:

Take the next two bold words from the story “swimsuit” and “hornets” and put them into sentences.

We are also continuing with the Just Phonics book. Complete the worksheet below or in your book if you have it at home.

After Reading Understanding

WALT: Use role on the wall. Discuss the text.

A 🧑🧑🧑 How would you describe Ella? Write the words inside Ella.

Role on the Wall



B 🧑🧑🧑 How do the other characters see Ella? Write the words outside Ella.

C 🧑🧑 Pick a number from 1 to 6. Read what you must do!

FW

| | | |
|---|--------------------------|--|
| 1. Describe what happens in the text. | 2. Find an adjective. | 3. Name something that Ella writes. |
| 4. Describe where the text takes place. | 5. Describe a character. | 6. Add one more job to Ella's checklist. |

Strand: Oral Language **Element:** Exploring and Using LO 12
Strand: Reading **Element:** Understanding LO 6

er, ir and ur

MEET THE SUPERTRIPLETS!

A er, ir and ur have superpowers! Colour and write the er, ir and ur words.

MR & MRS SUPERHERO

Mr and Mrs Superhero have triplets.

They call their triplets

er, ir and ur.

They all look different

but they sound the same.

It is easy to tell them apart because
they all have different powers.



er

- ★ can swim **underwater**
- ★ never gives up
- ★ lots of energy
- ★ is clever
- ★ is faster than the speed of light
- ★ is a great brother
- ★ writes letters



underwater

MEET THE SUPERTRIPLETS!

er, ir and ur

Colour code

er =



ir =




ur =




ir

- ★ is always first
- ★ works in the circus
- ★ circles the world in thirty seconds
- ★ loves getting dirty
- ★ wears a shirt and skirt
- ★ flies like a bird



ur

- ★ loves to surf
- ★ helps people who are hurt
- ★ wears a purple, fur cape
- ★ can see into the future
- ★ saves people from burning houses
- ★ hates burgers
- ★ has curly hair



Objective: to read and write words containing the er, ir and ur sounds.
Dictation for page 64: I burn coal in the fire.



Maths

Where required for maths work this week allow your child to use the hundred square or the number line 0-100. These can be found in this document or on our class blogs. Complete the worksheets below or complete it in your book.

Addition 5 – Regrouping

1 ten + 14 units = 2 tens + 4 units = 24

1. Regroup the following. The first one is done for you.

- (a) 1 ten + ~~1~~9 units = 2 tens + 9 units = 29.
- (b) 2 tens + ~~1~~5 units = tens + units = .
- (c) 3 tens + ~~1~~4 units = tens + units = .
- (d) 4 tens + ~~1~~2 units = tens + units = .
- (e) 5 tens + ~~1~~5 units = tens + units = .
- (f) 6 tens + ~~1~~7 units = tens + units = .

2 tens + 25 units = 4 tens + 5 units = 45

2. Regroup the following.

- (a) 1 ten + ~~2~~6 units = 3 tens + 6 units = .
- (b) 4 tens + ~~2~~5 units = tens + units = .
- (c) 6 tens + ~~2~~2 units = tens + units = .
- (d) 5 tens + ~~2~~1 units = tens + units = .
- (e) 7 tens + ~~2~~8 units = tens + units = .
- (f) 0 tens + ~~2~~4 units = tens + units = .

Challenge (a) 2 tens + ~~4~~6 units = tens + units = .

(b) 1 ten + ~~6~~7 units = tens + units = .



My 0 to 100 Number Line



0 1 2 3 4 5 6 7 8 9 10 11 12 13 14 15 16 17 18 19 20 21 22 23 24 25



twinkl.co.uk




26 27 28 29 30 31 32 33 34 35 36 37 38 39 40 41 42 43 44 45 46 47 48 49 50



twinkl.co.uk



51 52 53 54 55 56 57 58 59 60 61 62 63 64 65 66 67 68 69 70 71 72 73 74 75



twinkl.co.uk



76 77 78 79 80 81 82 83 84 85 86 87 88 89 90 91 92 93 94 95 96 97 98 99 100



twinkl.co.uk

100 Square

| | | | | | | | | | |
|----|----|----|----|----|----|----|----|----|-----|
| 1 | 2 | 3 | 4 | 5 | 6 | 7 | 8 | 9 | 10 |
| 11 | 12 | 13 | 14 | 15 | 16 | 17 | 18 | 19 | 20 |
| 21 | 22 | 23 | 24 | 25 | 26 | 27 | 28 | 29 | 30 |
| 31 | 32 | 33 | 34 | 35 | 36 | 37 | 38 | 39 | 40 |
| 41 | 42 | 43 | 44 | 45 | 46 | 47 | 48 | 49 | 50 |
| 51 | 52 | 53 | 54 | 55 | 56 | 57 | 58 | 59 | 60 |
| 61 | 62 | 63 | 64 | 65 | 66 | 67 | 68 | 69 | 70 |
| 71 | 72 | 73 | 74 | 75 | 76 | 77 | 78 | 79 | 80 |
| 81 | 82 | 83 | 84 | 85 | 86 | 87 | 88 | 89 | 90 |
| 91 | 92 | 93 | 94 | 95 | 96 | 97 | 98 | 99 | 100 |

S.E.S.E

Summer in Ireland

Summer in Ireland lasts for three months (May, June and July). It begins on May Day which is the 1st May each year. It ends on 31st July. It comes after spring and before autumn.



Irish Weather in the Summer

The weather in Ireland is very mild. This means it doesn't get too cold or too hot. In the winter, the weather gets colder but it is rare to see heavy snow. During the summer, the days get warmer but it doesn't usually get hotter than 20°C. In June and July it is light for almost 18 hours each day. It only gets dark after 11 p.m.

Plants and Animals

In winter, many animals in Ireland go into a deep sleep called hibernation. Lots of birds leave Ireland for warmer countries during winter. However, during the summer, Irish wildlife is at its most active. Foxes, squirrels, badgers and bats can be found all across Ireland.

Honeybees are busy collecting pollen to make honey during the summer months and dragonflies can be seen near rivers and lakes. Summer is also the season for butterflies in Ireland.



During the summer, the Irish countryside is decorated by many different kinds of wildflowers, including daisies, clover and buttercups.



What Do People Do in Ireland During the Summer?

Children get their summer holidays at the end of June. Many art and music festivals are held during the summer months. Fleadh Cheoil na hÉireann is generally held during August and is a week dedicated to celebrating Irish music and culture.



Questions

1. When does the Irish summer begin and end?

2. What season comes before summer? What season comes after summer?

3. Describe the weather in Ireland during the summer.

4. What time does it get dark during the summer?

5. What kind of animals can be found during the summer?

6. What do honeybees do during the summer?

7. What kind of wild flowers are found during the summer?

8. What is the celebration held in August, dedicated to Irish music and culture called?

Extra Activities

Lego Challenge

Make some form of transportation

Active Challenge

Do something that you enjoy for 15-30 minutes. This could be skipping, running, walking, football, basketball or any activity you enjoy!

Mindfulness Activity

Mindfulness Activity

Cosmic Yoga – Youtube (Juniors to 2nd)

Answers:

Gaeilge:

1 Cé a cheannaigh an carr?

Cheannaigh Niamh an carr.

2 Cé a cheannaigh an bád?

Cheannaigh Oisín an bád.

3 Cé a cheannaigh an liathróid?

Cheannaigh Liam an liathróid.

4 Cé a cheannaigh an camán?

Cheannaigh Daidí an camán.

5 Cé a cheannaigh an leabhar?

Cheannaigh Mamaí an leabhar.

English:

er

- ★ can swim **underwater**
- ★ **never** gives up
- ★ lots of **energy**
- ★ is **clever**
- ★ is **faster** than the speed of light
- ★ is a great **brother**
- ★ writes **letters**



underwater

never

energy

faster

brother

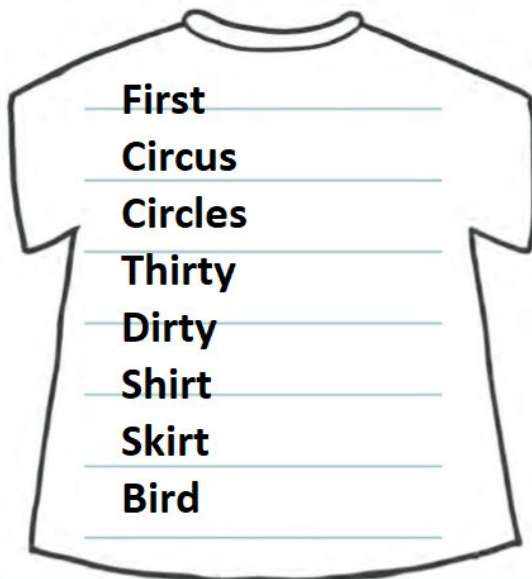
letters

Colour code

er =

ir

- ★ is always **first**
- ★ works in the **circus**
- ★ **circles** the world in **thirty** seconds
- ★ loves getting **dirty**
- ★ wears a **shirt** and **skirt**
- ★ flies like a **bird**

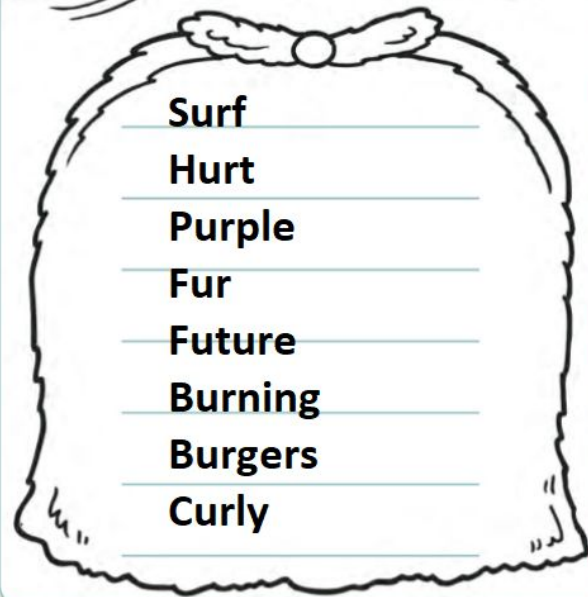


ir =

ur =

ur

- ★ loves to **surf**
- ★ helps people who are **hurt**
- ★ wears a **purple** **fur** cape
- ★ can see into the **future**
- ★ saves people from **burning** houses
- ★ hates **burgers**
- ★ has **curly** hair



Maths:

1. Regroup the following. The first one is done for you.

(a) 1 ten + ~~1~~9 units = **2** tens + **9** units = **29**.

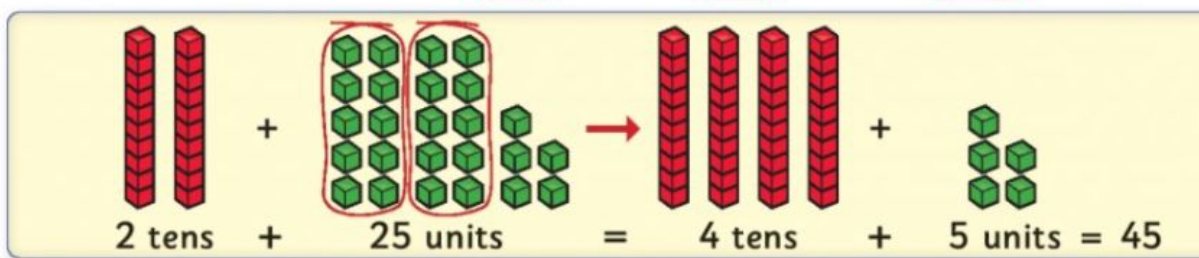
(b) 2 tens + ~~1~~5 units = **3** tens + **5** units = **35**.

(c) 3 tens + ~~1~~4 units = **4** tens + **4** units = **44**.

(d) 4 tens + ~~1~~2 units = **5** tens + **2** units = **52**.

(e) 5 tens + ~~1~~5 units = **6** tens + **5** units = **65**.

(f) 6 tens + ~~1~~7 units = **7** tens + **7** units = **77**.



2. Regroup the following.

(a) 1 ten + ~~2~~6 units = **3** tens + **6** units = **36**.

(b) 4 tens + ~~2~~5 units = **6** tens + **5** units = **65**.

(c) 6 tens + ~~2~~2 units = **8** tens + **2** units = **82**.

(d) 5 tens + ~~2~~1 units = **7** tens + **1** units = **71**.

(e) 7 tens + ~~2~~8 units = **9** tens + **8** units = **98**.

(f) 0 tens + ~~2~~4 units = **2** tens + **4** units = **24**.

Challenge (a) 2 tens + ~~4~~6 units = **6** tens + **6** units = **66**.

(b) 1 ten + ~~6~~7 units = **7** tens + **7** units = **77**.

Answers

1. When does the Irish summer begin and end?
The Irish summer begins on 1st May and ends on 31st July.
2. What season comes before summer? What season comes after summer?
Spring comes before summer. Autumn comes after the summer.
3. Describe the weather in Ireland during the summer.
The weather in Ireland is mild. The temperature usually stays at around 20°C.
4. What time does it get dark during the summer?
During the summer, it gets dark after 11 p.m.
5. What kind of wild animals can be found during the summer?
Answers could include: foxes, squirrels, badgers, bats, honeybees, dragonflies and butterflies.
6. What do honeybees do during the summer?
During the summer, honeybees collect pollen to make honey.
7. What kind of wild flowers are found during the summer?
Daisies, clover and buttercups can be found during the summer.
8. What is the celebration held in the summer dedicated to Irish music and culture called?
The celebration held in the summer dedicated to Irish music and culture is called Fleadh Cheoil na hÉireann.

First Class Suggested Work 4th June

Gaeilge

This week we are continuing on with new material from our Bua na Cainte book. Keep playing games that you are used to such as eye spy, bingo, hangman, matching the word to the picture, writing your news and so on. All of these can be played using Irish words! The pages from your book will help you. Also, complete the worksheet below or in your workbook if you have it at home.



Bí ag Scríobh

Siopadóireacht

1

a haon

2

a dó

3

a trí

4

a ceathair

5

a cúig

6

a sé

7

a seacht

8


a hocht

9

a naoi

10

a deich



English

This week your child should read “Ella the Writer”, pages 73-85, from “Fun at the Circus”. Complete the following worksheet after reading the story or complete it in your skills book if you have it. Ask your child did they enjoy this story? Why? What did you like or dislike about this story? The boys can make connections between the story and their own lives.

Activity: Take the next two bold words from the story “sleepover” and “envelope” and put them into sentences.

We are also continuing with the Just Phonics book. Complete the worksheet below or in your book if you have it at home.

After Reading Comprehension

WALT: Answer questions.

A Text detective



1. Name two things on Ella's checklist.

2. Where did Nana Mooney go on her holidays?

3. Why did Ella love the beach?

B Digging deeper

1. What do you think is the most important item on Ella's checklist?

2. 'Evan always stirs up a hornet's nest when he's inside for too long.' What do you think Evan gets up to?

3. Suggest more items for the beach scavenger hunt.

C Phrase finder: Draw what you see.

Bob's your uncle

stir up a hornet's nest

er, ir and ur sounds

A Read the words. Write the correct word under each picture.


dirt
river
turnip
pepper
stir
turkey



B Draw a picture for each sentence. The first one is done for you.



The girl in the skirt did a twirl.



Draw a third bird in the circle.



Draw another soccer player.

The nurse found her purple purse.

Maths

Where required for maths work this week allow your child to use the hundred square or the number line 0-100. These can be found in this document or on our class blogs. Complete the worksheets below or complete it in your book.

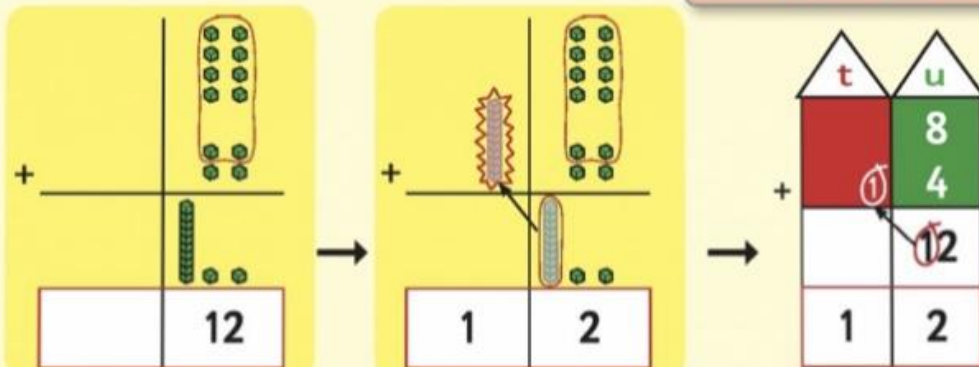
Addition 5 – Regrouping

Step 1: Add the **units**.
Step 2: Regroup the 12 **units** as 1 **ten** and 2 **units**.

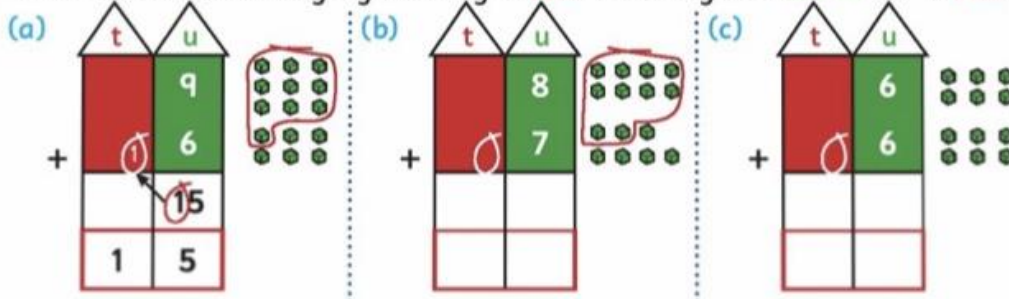


Karl collected 8 acorns. Kay collected 4 acorns.
How many acorns did they collect altogether?

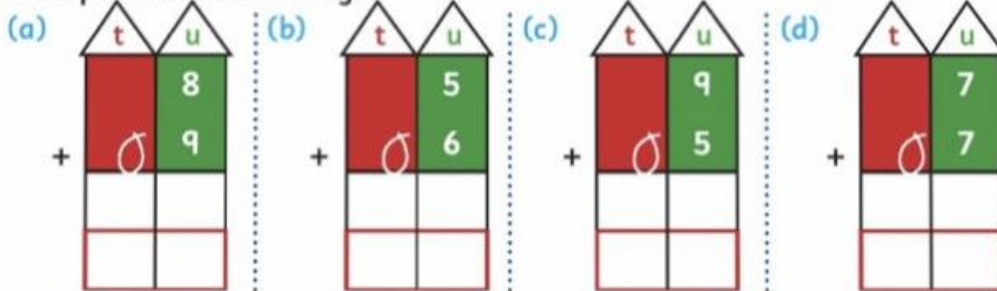
$$8 + 4 = ?$$



1. Now do the following by making a **ten**. Exchange 10 **units** for 1 **ten**.



2. Complete the following.



Challenge



Eoin scored 9 goals in a football game.
Francis scored the same number.
How many goals did they score altogether?

| | |
|---|---|
| t | u |
| + | |
| | |



My 0 to 100 Number Line



0 1 2 3 4 5 6 7 8 9 10 11 12 13 14 15 16 17 18 19 20 21 22 23 24 25



twinkl.co.uk



26 27 28 29 30 31 32 33 34 35 36 37 38 39 40 41 42 43 44 45 46 47 48 49 50



twinkl.co.uk




51 52 53 54 55 56 57 58 59 60 61 62 63 64 65 66 67 68 69 70 71 72 73 74 75



twinkl.co.uk



76 77 78 79 80 81 82 83 84 85 86 87 88 89 90 91 92 93 94 95 96 97 98 99 100



twinkl.co.uk

100 Square

| | | | | | | | | | |
|----|----|----|----|----|----|----|----|----|-----|
| 1 | 2 | 3 | 4 | 5 | 6 | 7 | 8 | 9 | 10 |
| 11 | 12 | 13 | 14 | 15 | 16 | 17 | 18 | 19 | 20 |
| 21 | 22 | 23 | 24 | 25 | 26 | 27 | 28 | 29 | 30 |
| 31 | 32 | 33 | 34 | 35 | 36 | 37 | 38 | 39 | 40 |
| 41 | 42 | 43 | 44 | 45 | 46 | 47 | 48 | 49 | 50 |
| 51 | 52 | 53 | 54 | 55 | 56 | 57 | 58 | 59 | 60 |
| 61 | 62 | 63 | 64 | 65 | 66 | 67 | 68 | 69 | 70 |
| 71 | 72 | 73 | 74 | 75 | 76 | 77 | 78 | 79 | 80 |
| 81 | 82 | 83 | 84 | 85 | 86 | 87 | 88 | 89 | 90 |
| 91 | 92 | 93 | 94 | 95 | 96 | 97 | 98 | 99 | 100 |

SESE – Science/History/Geography

Read the pages and complete the worksheet below. Also, continue working on any project work that you might have started. Forward on any pictures to firstclassdonacarney@gmail.com

Living Things at the Seashore

Write a sentence about each of these living things.



1 _____

2 _____

3 _____

4 _____

5 _____

6 _____

Draw two more living things you might see at the seashore.

Two empty boxes for drawing additional seashore living things.

Features of the Beach

Complete the sentences.

headland boardwalk sand dunes rock pool
cliffs pier natural man-made



This is a _____.
It is a _____ feature.



This is a _____. It is a
_____ feature.



These are _____.
They are a _____ feature.



This is a _____. It is a
_____ feature.




This is a _____. It is a
_____ feature.



These are _____. They
are a _____ feature.

Art

Draw a picture of what you think the sunset on the beach looks like. Have you seen it before? What colours do you think of? How does it look? See the pictures below. If you want to show us the great artwork that you have made, please send them to firstclassdonacarney@gmail.com We would love to see them!



Music

Read the poem *Sandy Beaches* by Morgan Swain. Create your own sounds and movements as you read the poem. What do you notice about this poem? Can you find any rhyming words?



Sandy Beaches by Morgan Swain

Sprinkle, squish between my toes,
The smell of ocean to my nose.
I can feel each grain of sand,
It falls from air into my hand.
The shells I find along the shore,
Picked up by birds that fly and soar.
They sparkle like the ocean's waves,
And carry sand from all the lakes.
I walk along the tip of the sea,
That's where my feet leave prints to be.
I walk all the way to the end of the land,
The land that holds this beautiful sand.



Extra Activities

Lego challenge: Make something you can find on the beach.

Active challenge: Do something that you enjoy for 15-30 minutes.
This could be skipping, running, walking, football, basketball or any activity you enjoy!

Mindfulness activity: Cosmic Yoga – Youtube (Juniors to 2nd)

Answer Sheet

Gaeilge:

1. a haon
2. a dó
3. a trí
4. a ceathair
5. a cúig
6. a sé
7. a séacht
8. a hocht
9. a naoi
10. a deich

English:

Skills book:

A1. Ella had t-shirts and shorts on her checklist.

2. Nana Mooney had gone to visit some of her friends in London.

3. Ella liked the sound of the waves and the sand between her toes.

B1. I think the most important item on Ella's checklist is.....
because....

2. I think that Evan can make or cause trouble when he is inside for too long.

3. They could put ice-cream and a jellyfish on the beach scavenger hunt.

C.

Just Phonics:

A. River, dirt, turnip, turkey, pepper, stir

B. .

Maths:

1A) 15 (1 ten 5 units)

B) 15 (1 ten 5 units)

C) 12 (1 ten 2 units)

2A) 17 (1 ten 7 units)

B) 11 (1 ten 1 unit)

C) 14 (1 ten 4 units)

D) 14 (1 ten 4 units)

Challenge: $9 + 9 = 18$ (1 ten 8 units)

SESE:

1. This is a rock pool. It is a natural feature.
2. This is a pier. It is a man-made feature.
3. These are sand dunes. They are a natural feature.
4. This is a headland. It is a natural feature.
5. This is a boardwalk. It is a man-made feature.
6. These are cliffs. They are a natural feature.







First Class Suggested Work 5th June

Gaeilge

This week we are continuing on with new material from our Bua na Cainte book. Keep playing games that you are used to such as eye spy, bingo, hangman, matching the word to the picture, writing your news and so on. All of these can be played using Irish words! The pages from your book will help you. Also, complete the worksheet below or in your workbook if you have it at home.

Feicim le Mo Shúilín



| | |
|--|--|
| 1 Tá _____ uaim.  | 2 Tá _____ uaim.  |
| 3 _____  | 4 _____  |
| 5 _____  | 6 _____  |

English

This week your child should read “Ella the Writer”, pages 73-85, from “Fun at the Circus”. Complete the following worksheet after reading the story or complete it in your skills book if you have it. Ask your child did they enjoy this story? Why? What did you like or dislike about this story? The boys can make connections between the story and their own lives.


Activity: Take the next two bold words from the story “collection” and “scavenger” and put them into sentences.

We are also continuing with the Just Phonics book. Complete the worksheet below or in your book if you have it at home.

Phonics ir, ur

Grammar Future Tense Verbs 2

WALT: Read, write and say /ir/ and /ur/ sounds. Use future tense verbs.

A  **Colour the correct word. (Some are nonsense words!)**

| | | | | | |
|---|--------------------------|---|----------------------------|--|--------------------|
|  | dirt durt dart |  | star stir stay |  | gal gap girl |
|  | first second third |  | thirty thirsty thing |  | bird bee bid |

B  **Fill in the blanks using the 'ur' words.**

fur turn burn curly burst hurt

- The girl has long brown _____ hair.
- Be careful of the fire. Don't _____ yourself.
- I fell and _____ my knee on the yard.
- I read so much that I might _____ into a bookworm!
- I _____ the balloon with a needle.
- The polar bear has _____ to keep him warm.



FW

C  **Match the verb to its future tense.**

| | |
|--------|-------------|
| I dig | I will run |
| I jump | I will help |
| I look | I will jump |
| I help | I will dig |
| I run | I will look |



Strand: Reading **Element:** Understanding LO 4, 5
Strand: Writing **Element:** Understanding LO 3

A Bingo

How to play Bingo

1. Choose 16 words from the list. Write each one in a box below.
2. Your teacher will call out a word.
3. If you have written this word in a box, cross it out.
4. When you have all 16 words crossed out, you call "Bingo!"

| | | | | | |
|--------|---------|------|--------|--------|--------|
| dirt | litter | curl | thirst | summer | butter |
| silver | purple | sir | better | turnip | purse |
| purse | shirt | herd | burn | chirp | stir |
| swirl | slipper | turn | first | bitter | winter |

★ ★ **B-I-N-G-O** ★ ★

| | | | |
|--|--|--|--|
| | | | |
| | | | |
| | | | |
| | | | |
| | | | |



Maths

Where required for maths work this week allow your child to use the hundred square or the number line 0-100. These can be found in this document or on our class blogs. Complete the worksheets below or complete it in your book.

Addition 5 – Regrouping

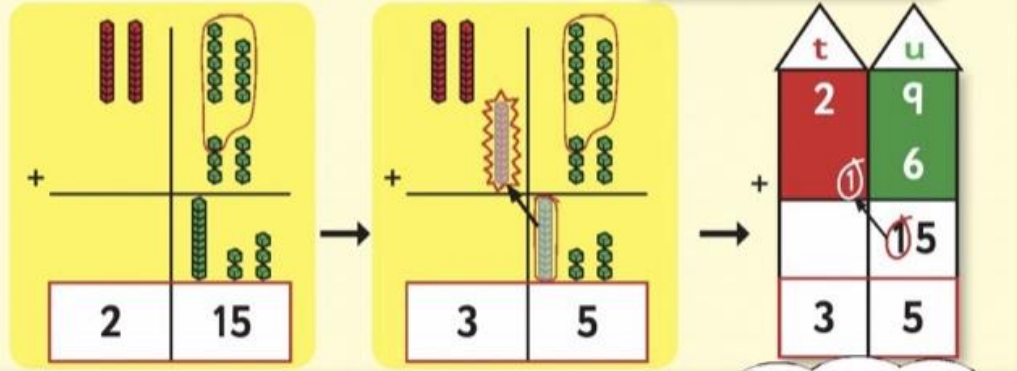
Step 1: Add the **units**.

Step 2: Regroup the 15 **units** as 1 **ten** and 5 **units**.

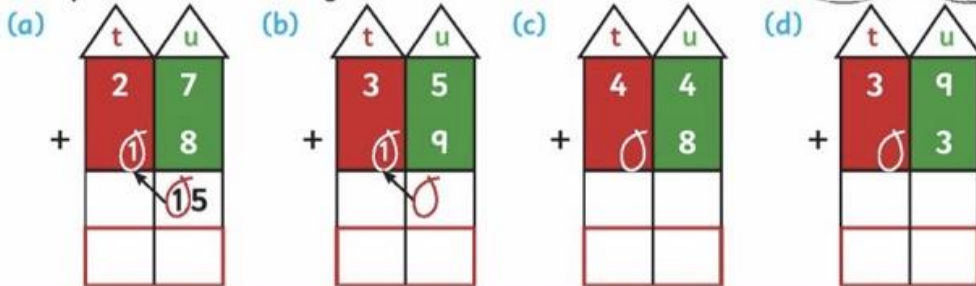
Ann had 29 shells. She found another 6 shells.

How many shells has she altogether?

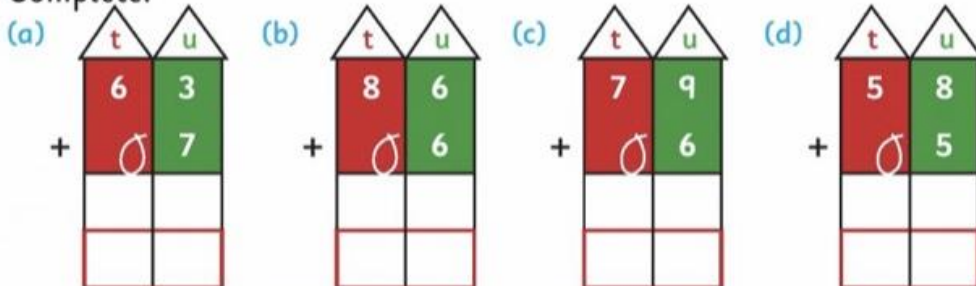
$$29 + 6 = ?$$



1. Complete the following.



2. Complete.



Challenge



Zita collected 48 stamps.

Ziggy collected 9 stamps.

How many stamps did they collect altogether?

| t | u |
|---|---|
| | |
| | |



My 0 to 100 Number Line



0 1 2 3 4 5 6 7 8 9 10 11 12 13 14 15 16 17 18 19 20 21 22 23 24 25



twinkl.co.uk



26 27 28 29 30 31 32 33 34 35 36 37 38 39 40 41 42 43 44 45 46 47 48 49 50



twinkl.co.uk



51 52 53 54 55 56 57 58 59 60 61 62 63 64 65 66 67 68 69 70 71 72 73 74 75



twinkl.co.uk



76 77 78 79 80 81 82 83 84 85 86 87 88 89 90 91 92 93 94 95 96 97 98 99 100



twinkl.co.uk

100 Square

| | | | | | | | | | |
|----|----|----|----|----|----|----|----|----|-----|
| 1 | 2 | 3 | 4 | 5 | 6 | 7 | 8 | 9 | 10 |
| 11 | 12 | 13 | 14 | 15 | 16 | 17 | 18 | 19 | 20 |
| 21 | 22 | 23 | 24 | 25 | 26 | 27 | 28 | 29 | 30 |
| 31 | 32 | 33 | 34 | 35 | 36 | 37 | 38 | 39 | 40 |
| 41 | 42 | 43 | 44 | 45 | 46 | 47 | 48 | 49 | 50 |
| 51 | 52 | 53 | 54 | 55 | 56 | 57 | 58 | 59 | 60 |
| 61 | 62 | 63 | 64 | 65 | 66 | 67 | 68 | 69 | 70 |
| 71 | 72 | 73 | 74 | 75 | 76 | 77 | 78 | 79 | 80 |
| 81 | 82 | 83 | 84 | 85 | 86 | 87 | 88 | 89 | 90 |
| 91 | 92 | 93 | 94 | 95 | 96 | 97 | 98 | 99 | 100 |

SESE – Science/History/Geography

Read the pages and complete the worksheet below. Also, continue working on any project work that you might have started. Forward on any pictures to firstclassdonacarney@gmail.com



Heating and Cooling

Record how to make crisped rice buns.

chocolate cool Melt bowl cereal microwave Spoon

1 Break the _____
into a _____.

2 _____ the
chocolate in the _____.

3 Stir in the _____.

4 _____ the mixture
into bun cases.

5 Allow to _____.



Draw the chocolate ...

before heating.

after heating.

after cooling.

Art

Free drawing! Using your imagination, draw a picture or create whatever you like. This could be your favourite character from a book, your best memory, your favourite animal, something you are proud of and so on. If you want to show us the great artwork that you have made, please send them to firstclassdonacarney@gmail.com We would love to see them!

Extra Activities

Lego challenge: Make a character from your favourite movie.

Active challenge: Do something that you enjoy for 15-30 minutes.
This could be skipping, running, walking, football, basketball or any activity you enjoy!

Mindfulness activity: Cosmic Yoga – Youtube (Juniors to 2nd)

Answer Sheet

Gaeilge:

1. Tá rialóir uaim.
2. Tá rón uaim.
3. Tá rothar uaim.
4. Tá ríomhaire uaim.
5. Tá réalta uaim.
6. Tá raidió uaim.

English:

Skills book:

A1. Dirt, stir, girl, third, thirsty, bird.

B1. The girl has long brown curly hair.

2. Be careful of the fire. Don't burn yourself.

3. I fell and hurt my knee on the yard.

4. I read so much that I might turn into a bookworm!

5. I burst the balloon with a needle.

6. The polar bear has fur to keep him warm.

C. I dig ... I will dig

I jump... I will jump

I look...I will look

I help...I will help

I run... I will run

Just Phonics:

(Each answer is different)

Maths:

1A) 35 (3 tens 5 units)

B) 44 (4 tens 4 units)

C) 52 (5 tens 2 units)

D) 42 (4 tens, 2 units)

2A) 70 (7 tens 0 units)

B) 92 (9 tens 2 units)

C) 85 (8 tens 5 units)

D) 63 (6 tens 3 units)

Challenge: $48 + 9 = 57$ (5 tens 7 units)