

First Class suggested homework

Dear parents/guardians,

Any work provided in this document was created by both Mr. Duffy and Ms. Egan, to help guide the continuation of your child's education. The work provided is in line with what would have been covered in class. Feel free to complete this work in a copy that you have at home. It is not necessary for you to print out the contents of this document. We are not suggesting that the work provided is the minimum or the maximum amount of work that your child should complete over the coming week(s). Complete what is comfortable for your child the learner and yourself the facilitator. This is merely suggested work.

Continue working hard on your "My Spelling Booklet", "My Just Handwriting", "Tables Champions", Gaeilge sentences and any Project work you may have started (Continue to explore and research different topics that may interest your child).

At the bottom of this document are links to different free, fun and educational websites relating to different curriculum subjects.

Anywhere, we mention using the internet, YouTube etc. we advise that parental guidance is used.

If you have any issues or questions forward them to firstclassdonacarney@gmail.com with Mr. Duffy or Ms. Egan in the subject bar. We will do our best to respond to you as quickly as possible.

Both first classes will be setting up a class blog in the coming days so keep an eye out for them on the school website (Access this via the "Blogs" link on <http://www.donacarneyschool.ie/>).

Email on any pictures of your child completing/doing work/activities etc. for a chance for them to feature on the blog.

We will be posting further links, activities and ideas on these blogs to help further enhance teaching and learning from home.

Regards,

Mr. Duffy & Ms. Egan.

Gaeilge

Keep up the hard work that has been put in so far this year in Gaeilge. The work that has been put in by every child is amazing. Continue writing out the sentences and practice saying them too. There will be plenty of Gaeilgeoirs in First Class when we get back!

We encourage children to watch some cartoons As Gaeilge on TG4 or via their website <https://www.cula4.com/en/shows/> use subtitles if you like. This will get the children accustomed to listening to Gaeilge and will motivate them to try and understand what is going on in the programme.

Another great, fun and free website to inspire your child to be self-motivated in learning Gaeilge is <https://www.seideansi.ie/> under the section Rang a hAon.

Below are images of household items and what the words are As Gaeilge (Kitchen, Bedroom, Bathroom and Sitting room in order). A nice idea is for the children to design their perfect kitchen, bedroom, bathroom and sitting room and label what's in the room as Gaeilge. Or incorporate these words into the key in Geography (You will see below).

Sa Chistin



Sa Seomra Codlata



Sa Seomra Folctha



Sa Seomra Suí



teilifíseán



cathaoir



tine



pictiúr



seinnteoir DVD



planda



tolg



bord caife

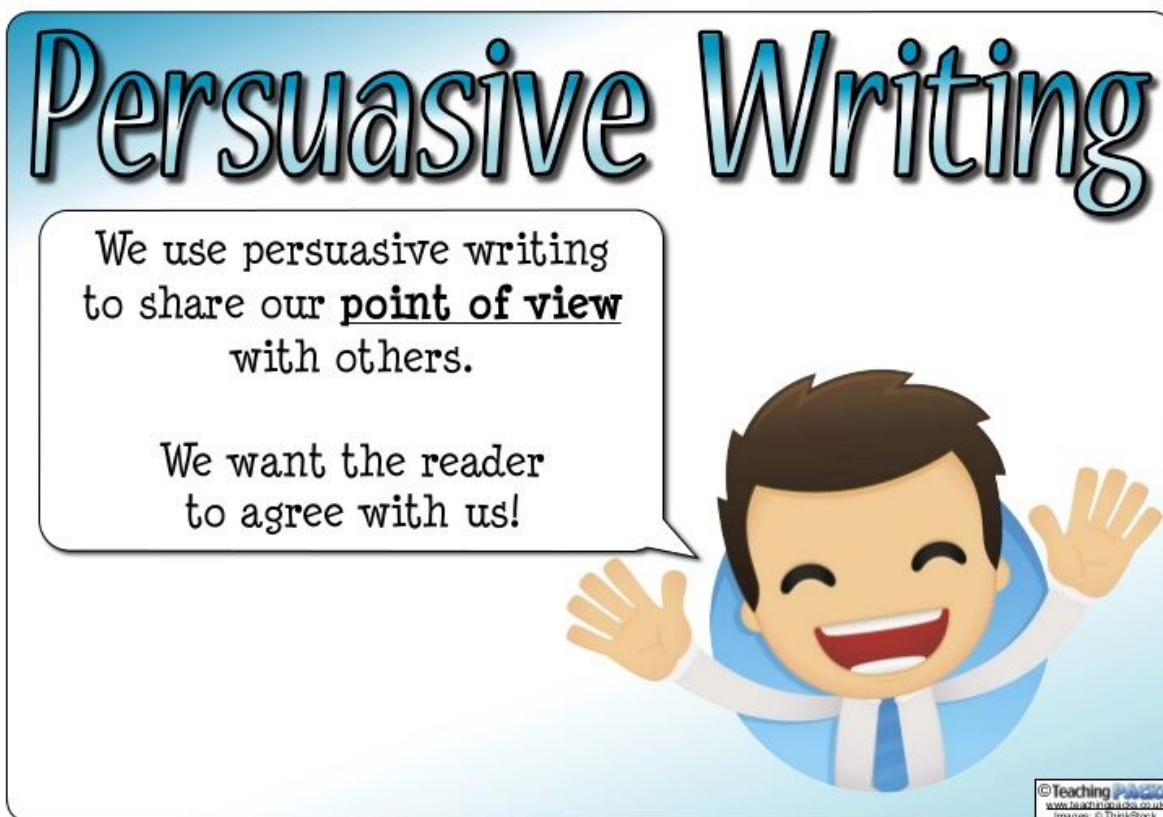


ruga



fuinneog

English



Persuasive writing plays an important role in our everyday lives. From the TV chef telling us to cook healthy meals, to a magazine article detailing why we need to exercise regularly – providing a point of view and backing it up with facts to persuade the reader, is a critical skill to learn.

A suggested topic to use for persuasive writing is **My Favourite Animal**. Encourage your child to get creative with this pick a snake, an elephant, a cheetah etc.

The first step to complete persuasive writing is to do some research. A minimum of five facts should be read and written down. Do not limit it to five the more information the better. A great place to gather this information is on the following link;

<https://kids.nationalgeographic.com/animals/>

The next step should be to come up with your child's favourite things about this animal. Again encourage your child to get creative. Try to write down as many things as possible for this.

Read the following example out to your child as an example.



Homework should be banned



Most little kids get far too much homework. Our class believes homework should be banned in primary school.

Firstly, it's well known that kids are not as fit as they should be. Sitting around for hours doing homework is dreadfully unhealthy.

Secondly, kids work hard at school all day so they need time to relax and refresh their brains. Worrying about homework causes stress for kids and frustration for parents.

Thirdly, homework is hideously difficult to complete for many kids. Therefore, they need help from the teacher and lots of resources which they can't get at home.

In conclusion, we believe homework (which is really just more schoolwork) should be done at school or banned entirely.

Have your child orally say why their animal is the best animal in the world. Then using the below headings to write out a couple of sentences why their animal is the best animal in the world. This only needs to be a couple of lines per argument. Try and use some of the “Useful words”.

Main Idea/Title:	
Introduction	The main point you want to make.
Argument 1	<i>Remember evidence!</i> <u>Useful words:</u> Firstly... Secondly... In my opinion... Some believe that... I feel that... I am sure that... It is certain... Therefore... Moreover... For this reason... <i>-Reasons for</i> <i>-Reasons against</i> <i>-Ask questions to get the reader thinking</i>
Argument 2	
Argument 3	
Conclusion	Sum up the main argument.

Feel free to come up with a range of different topics that your child could write about!

This week your child should read the story “Spring Picnic Planning” in Fun at the Circus pg.45-54. Feel free to read along with them and help with tricky words. Below are a couple of pages that can be completed in a copybook based on the above story.

Spring Picnic Planning



Before Reading

Brainstorming

WALT: Use new words.



What do you think of when you hear the title?



Pick six new words. Play bingo.

challenged	recipes	inspired	axles	caterpillar
pumpkin	boiled	decision	puncture	discolouring

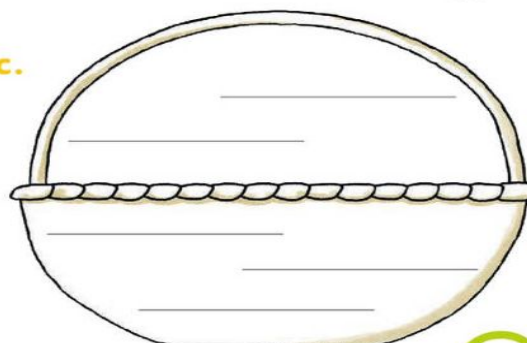


Think of verbs you might find in recipes.



Write five important things you need for a picnic. Use the words below or choose your own.

knives forks
sandwiches chocolate
fruit napkins water



Strand: Oral Language **Element:** Understanding LO 6
Strand: Writing **Element:** Understanding LO 5

After Reading Comprehension

WALT: Answer questions.

Text detective

1. What challenge did Ms Brady give First Class?

She challenged them to _____.

2. List two ingredients in Ella's recipe.

3. How many ingredients does Robbie need for his recipe?




Digging deeper



1. Why did Ms Brady say no junk food allowed?

2. One junk food item sneaked into a recipe! What was it?

Phrase finder: Draw what you see.

as easy as ABC	a piece of cake	as wise as an owl
		

Phonics oi, oy**Grammar** a or an?**WALT:** Read, write and say /oi/ and /oy/ sounds. Use 'a' and 'an'.

A  **Colour the correct 'oi' word. (Some are nonsense words!)**

	boil doily poill		oink oil oil		yoil soil join
	koil foil shoil		goily noisy spoil		point joint coil

B  **Take the tongue-twister challenge!**

The royal boy felt joy as he enjoyed his new toy.

FW

1. Colour the /oy/ sounds in the tongue-twister. How many are there?
2. Say the tongue-twister three times as fast as you can!
3. Write a sentence using an 'oy' word.

a or an?

We use **a** when a word starts with a **consonant**.

Examples: **a** car, **a** bag

We use **an** when a word starts with a **vowel**.

Examples: **an** apple, **an** egg

C  **Look at the first letter. Write 'a' or 'an'.**

1. ____ pig ____ tiger ____ ant ____ balloon
2. ____ oar ____ eel ____ joke ____ umbrella
3. ____ sweet ____ game ____ outfit ____ ice cream

Mathematics

Try and make your own balance scale at home.

Required materials;

- Clothes hanger.
- Two equal lengths of rope/string.
- Two equal sized containers.

It should look something like below:




Use this balance scale to investigate the weight of different objects and to see which is heavier than the other. See can your child find any objects balance or weigh the same.

Below are two pages from the Busy at Maths books, your child can complete these pages orally or by writing down the answers. Be sure to use the correct language **heavier, lighter, the same, heaviest and lightest**.


Weight – Heavier or lighter

Is the bird **heavier, lighter** or does it weigh **the same**?

(a)



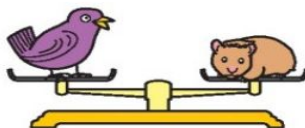
(b)




(c)



(d)



(e)




(f)

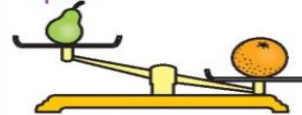


Challenge

a pineapple

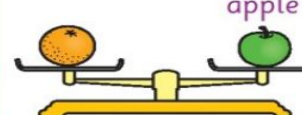


b pear



c

apple



(a) Which is lighter: the pear or the orange? _____

(b) Which is heavier: the pineapple or the orange? _____

(c) Which two fruits weigh the same? _____ and _____

(d) Which is heavier: the pear or the apple? _____

(e) Which is lighter: the pineapple or the apple? _____

(f) Which fruit is the lightest? _____

(g) Which fruit is the heaviest? _____




Geography


Encourage your child to draw and colour in aerial views of different rooms in your house, maybe even an aerial view of your whole house or their dream room.

Here is an example of a drawing of an aerial view and some questions to help your child to understand what to do.

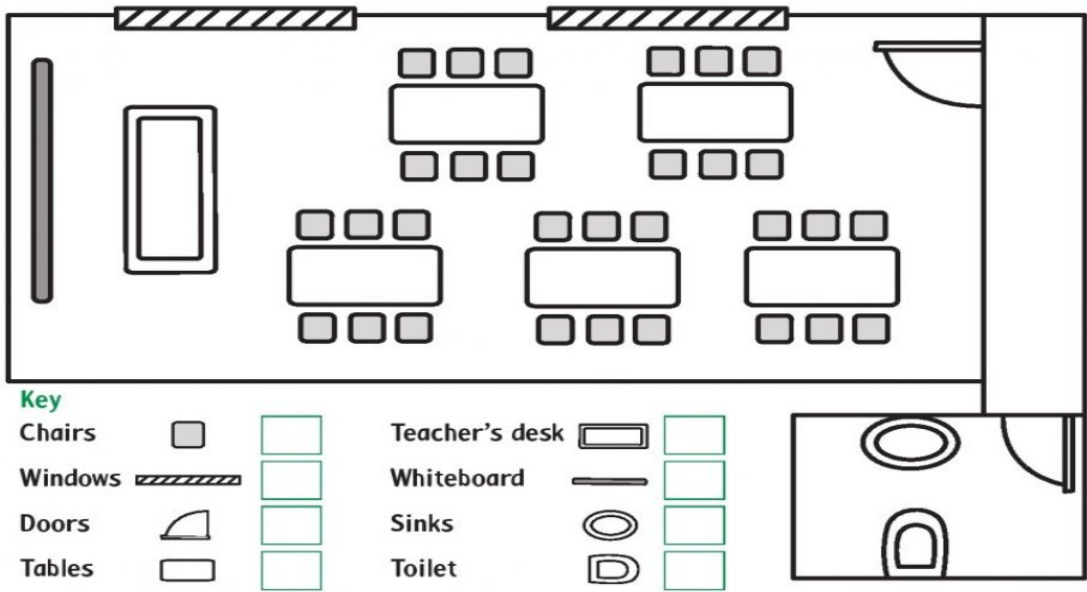
Where else do we see aerial pictures? What else can you draw an aerial photo of? A town, a school, a football pitch etc. Encourage your child to draw different aerial pictures.











Aerial View of a Classroom



A Dara has drawn a plan of his classroom. It is an aerial view. How many of each object did he see?



Key



Chairs		<input type="checkbox"/>	Teacher's desk		<input type="checkbox"/>
Windows		<input type="checkbox"/>	Whiteboard		<input type="checkbox"/>
Doors		<input type="checkbox"/>	Sinks		<input type="checkbox"/>
Tables		<input type="checkbox"/>	Toilet		<input type="checkbox"/>

B Look at the plan. Answer the questions.

1. What is behind the teacher's desk? _____
2. What is beside the sink? _____
3. What is in front of the toilet? _____
4. Which is nearer to the classroom door, the whiteboard or the window? _____
5. The teacher's desk is between the _____ and the _____.
6. Colour the teacher's desk blue, the children's tables yellow and the windows green.

History

Encourage your child to draw your own family tree similar to below. Now is also a great time for your child to call/video call loved ones in your family to keep in touch and to find out about your family's history. Don't forget to record everything they find out as it can then be treasured for life.



Family Photograph

New Words

cousin	aunt	uncle	grandparents	granny
granddad		family tree	digital camera	

Your family is not just the people who live in your home. Your family is also all your cousins, aunts, uncles and grandparents. There are lots of people to think about when you talk about your family.

A Draw a picture of your granny, granddad, uncle, aunt or cousin.

B Look at this family tree. Granny Molly and Granddad Jack had three children called Tom, Jim and Emma. Emma had two children.

Granddad Jack

Granny Molly

Tom

Jim

Emma


Kim

Sam

What are the names of Emma's children?
_____ and _____.

Hot History

Before digital cameras, we could not see a photo until we printed it out. Some cameras could print out their own photos.



80

Subject: History Strands: Myself and My Family Strand Unit: My Family

Art

It's important to get as creative as possible while doing art. The more colour, shapes, designs, materials etc. the better. Don't limit your child when getting creative during art. Below are a couple of ideas that may inspire your child to reach and bring out the Picasso in themselves.

- Create and design your own Easter egg.
- Make an Easter card for the loved ones in your life.
- Create the ultimate robot using a wide range of 2D shapes and colours. A nice idea is to write down why this robot is the ultimate robot.
- Draw a Spring scene (flowers blooming, baby animals being born, weather changing).
- Try and represent all the seasons in one picture (Summer, Autumn, Winter and Spring).

Examples for the easter egg and 2D robot to help get inspired;





Music

Adult supervision - Listen to the piece of music & using your imagination draw what you hear / think of when you hear the different instruments/ sounds.

Questions to think about/ask:

What instruments did you hear?

Did you like the piece of music?

What did you think of? Why did you draw a ___?

Have you heard music like this before?

Where/When?

Suggested music on YouTube:

1. Ennio morricone - for a few dollars more
2. Dean Martin - that's amore

Physical Education

Here are some ideas for P.E;

- Practice creative dancing - put on some music you and your child like, and let them practice freestyle dancing. React to the music like we do in class when we use GoNoodle .
- Joe Wicks is providing a fantastic free service on YouTube "P.E with Joe". Joe is fantastic at getting everyone in the family moving in a fun way. Well worth a watch.
- "Cosmic Kids Yoga" is another great free resource on YouTube that is ideal for mindfulness and relaxation for all children.
- Challenge your child to try and "run a mile" in the back garden like we do in school. Make sure they count and record how many laps they do, try and beat it tomorrow.
- GoNoodle is another great free resource click "Get Started" and "Families Play Now". All the children in First class know how this works so they can help you out if you need it.

Other useful websites:

Starting Monday 30th of March, RTE will be broadcasting an hour of "school on TV". It will run from 11-12 Monday to Friday on RTÉ 2, with a shorter "catch-up" segment later in the afternoon. The programme will also be available on the RTÉ Player and supporting worksheets and other material will be on RTE.ie/learn.

Some of these websites will ask for "grade" instead of class. First or Second grade will line up with what your child will be learning in first class. We are not asking anyone to sign up to anything or to commit money to anything.

Literacy and Maths games:

<https://www.abcya.com/>

<https://ie.ixl.com/>

For S.E.S.E and any project work:

<https://kids.nationalgeographic.com/>

<https://www.nasa.gov/stem>

<https://www.dublinzoo.ie/animals/>

General educational games:

<https://www.highlightskids.com/>

Ebooks & Reading:

<https://www.oxfordowl.co.uk/for-home/find-a-book/library-page/>

<https://www.teachyourmonstertoread.com/>

Phonics Games:

<https://www.phonicsbloom.com/>