


## **Suggested work Monday 15th June**


### **Gaeilge**

This week we are revising some of the work that we have previously done in school. Keep focusing as much on spoken Gaeilge as written Gaeilge. Keep playing games that you are used to such as eye spy, bingo, hangman, matching the word to the picture and so on. All of these can be played using Irish words!

Read and complete the worksheet below. You could also test yourself! You can say the words and phrases, cover them, write them and then draw a picture to match! How many can you remember? Charades is also a fun game that you can play using the phrases and words below.

## 2. Is Maith Liom...






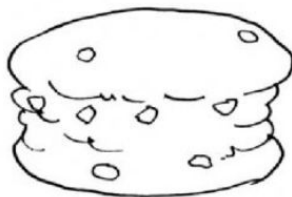
A   Éist agus dathaigh.



sicín



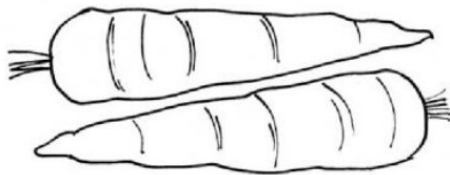
ispíní



scón



bainne



cairéid



milseáin



subh



calóga


**B**   **Éist agus freagair.**



An maith leat scón ?  
 Is maith liom scón .  
 Ní maith liom ispíní .



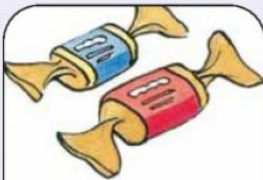
bainne



cairéid



scón



milseáin



sicín

An maith leat..?



calóga




im



subh



ispíní



arán

## **English**

This week your child should read “First Class Postcards”, pages 87-93, from “Fun at the Circus”. Complete the following worksheet after reading the story or complete it in your skills book if you have it. Ask your child did they enjoy this story? Why? What did you like or dislike about this story? The boys can make connections between the story and their own lives.

**Activity:** Take the next two bold words from the story “postcards” and “tradition” and put them into sentences.

We are also continuing with the Just Phonics book. Complete the worksheet below or in your book if you have it at home.

# First Class Postcards



**Before Reading**

**Brainstorming**

**WALT:** Read using different voices.



**A** What do you think of when you hear the title?



**B** Read the text using a voice in the jar.



Last night, I tried to paint whiskers on his face, but he woke up after I drew the first one. He wasn't happy, especially when he tried to wash it off. I had used a permanent marker by mistake. It took a long, LONG time for it to come off. Evan is cross with me. Dad thinks I should have asked him first. Evan said he'll dress up as my cat when pigs fly. Oh well, maybe I will dress up as a cat instead of a witch.

1. Which voice did you like using the best? \_\_\_\_\_
2. Which voice did you like using the least? \_\_\_\_\_

**Strand:** Oral Language **Element:** Understanding LO 5  
**Strand:** Reading **Element:** Exploring and Using LO 7

## Soft c and hard c

Soft c makes an s sound  
when it comes before i, e and y.

**A** Colour the **soft c** words (city) green. Colour the **hard c** words (card) yellow.

	ice	cell	car	
city	cake	cent	cabin	calf
price	camel	space	camera	nice
card	circle	cabin	cast	cellar
coat	dance	notice	cave	princess
cone	juice	cactus	mice	twice
cookie	rice	couch	cement	slice
cow	ace	cube	centre	grace
cup	voice	place	cuckoo	pencil
	coral	colour	face	cold

**B** Your teacher will read a sentence. Listen carefully. Write the sentence here.

**Objective:** to read words containing the soft c and hard c sounds.  
**Dictation for page 72:** Emer rolls the dice.




## **Maths**

Where required for maths work this week allow your child to use the hundred square or the number line 0-100. These can be found in this document or on our class blogs. Complete the worksheets below or complete it in your copy. We are focusing on revision this week.

# Money 3

## Shopping



1. Find the cost of each bag (use the items above).

(a)



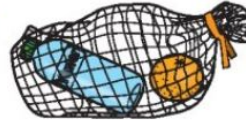
c

(b)



c

(c)



c

(d)



c

(e)



c

(f)



c

2. Complete using the items at the top of the page.

	Buy	Cost	Change out of 50c	Draw the coins needed to show the change
(a)		<input type="text"/> c	<input type="text"/> c	
(b)		<input type="text"/> c	<input type="text"/> c	
(c)		<input type="text"/> c	<input type="text"/> c	

## Challenge

Iggy has

Ziggy has

Who has least and by how much?

has least by  c



# My 0 to 100 Number Line



0 1 2 3 4 5 6 7 8 9 10 11 12 13 14 15 16 17 18 19 20 21 22 23 24 25



twinkl.co.uk



26 27 28 29 30 31 32 33 34 35 36 37 38 39 40 41 42 43 44 45 46 47 48 49 50



twinkl.co.uk



51 52 53 54 55 56 57 58 59 60 61 62 63 64 65 66 67 68 69 70 71 72 73 74 75



twinkl.co.uk



76 77 78 79 80 81 82 83 84 85 86 87 88 89 90 91 92 93 94 95 96 97 98 99 100



twinkl.co.uk

# 100 Square

1	2	3	4	5	6	7	8	9	10
11	12	13	14	15	16	17	18	19	20
21	22	23	24	25	26	27	28	29	30
31	32	33	34	35	36	37	38	39	40
41	42	43	44	45	46	47	48	49	50
51	52	53	54	55	56	57	58	59	60
61	62	63	64	65	66	67	68	69	70
71	72	73	74	75	76	77	78	79	80
81	82	83	84	85	86	87	88	89	90
91	92	93	94	95	96	97	98	99	100

## S.P.H.E

# My 5 Days of Kindness

Each day, I will record what act of kindness I did that day.

← ... →

Day 1 \_\_\_\_\_

Who I was kind to? \_\_\_\_\_

What did I do? \_\_\_\_\_

\_\_\_\_\_

← ... →

Day 2 \_\_\_\_\_

Who I was kind to? \_\_\_\_\_

What did I do? \_\_\_\_\_

\_\_\_\_\_

← ... →

Day 3 \_\_\_\_\_

Who I was kind to? \_\_\_\_\_

What did I do? \_\_\_\_\_

\_\_\_\_\_

← ... →

Day 4 \_\_\_\_\_

Who I was kind to? \_\_\_\_\_

What did I do? \_\_\_\_\_

\_\_\_\_\_

← ... →

Day 5 \_\_\_\_\_

Who I was kind to? \_\_\_\_\_

What did I do? \_\_\_\_\_

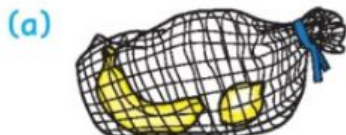
\_\_\_\_\_

# Lego Challenge

Build something you find on a farm.

## Answer sheet:

1. Find the cost of each bag (use the items above).



41 c



35 c



42 c



49 c









45 c



38 c

2. Complete using the items at the top of the page.

	Buy	Cost	Change out of 50c	Draw the coins needed to show the change
(a)	 	46 c	4 c	$2c + 2c$
(b)	 	34 c	16 c	$10c + 5c + 1c$
(c)	 	42 c	8 c	$5c + 2c + 1c$

### Challenge

Iggy has   .

Ziggy has    .

Who has least and by how much?

**Ziggy** has least by **8 c**




## **Suggested work Tuesday 16th June**


### **Gaeilge**

This week we are revising some of the work that we have previously done in school. Keep focusing as much on spoken Gaeilge as written Gaeilge. Keep playing games that you are used to such as eye spy, bingo, hangman, matching the word to the picture and so on. All of these can be played using Irish words!

Read and complete the worksheet below. You could also test yourself! You can say the words and phrases, cover them, write them and then draw a picture to match! How many can you remember? Charades is also a fun game that you can play using the phrases and words below.

## 2. Is Maith Liom...





C



## Le foghlaim




1. donn



2. oráiste



3. corcra



4. bándearg



5. liath



6. glas



7. buí




8. dearg

D



## Féach agus dathaigh.



# Súil Siar A




Ceangail, scríobh agus dathaigh.



bainne

bainne

ispíní



subh

calóga

im



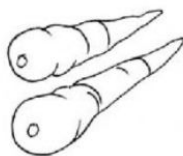
sicín

cairéid



scón

banana



milseáin



## **English**






This week your child should read “First Class Postcards”, pages 87-93, from “Fun at the Circus”. Complete the following worksheet after reading the story or complete it in your skills book if you have it. Ask your child did they enjoy this story? Why? What did you like or dislike about this story? The boys can make connections between the story and their own lives.

**Activity:** Take the next two bold words from the story “burned” and “tongue” and put them into sentences.

We are also continuing with the Just Phonics book. Complete the worksheet below or in your book if you have it at home.

**During Reading****Book Talk****WALT:** Respond to a text using our senses.

**A** ✎ What do you see, hear, smell, taste and touch as you read?

I see... 	I hear... 
I smell... 	I taste... 
I touch... 	This text makes me feel...

**B** ✎ Pick a postcard. Write three facts and one fib.



1. \_\_\_\_\_

2. \_\_\_\_\_

3. \_\_\_\_\_

**Fib:** \_\_\_\_\_

## Soft c and word family \_ice

**A** Try all these letters with \_ice (bice ✗, dice ✓). Write the **real** words.

a	k	u	pr
b	x	l	v sh
c	m	w	sl
d	✓	n	x sn
e	o	y	sp
f	p	z	st
g	q	ch	th
h	r	dr	tr
i	s	fl	tw
j	t	pl	wh

dice

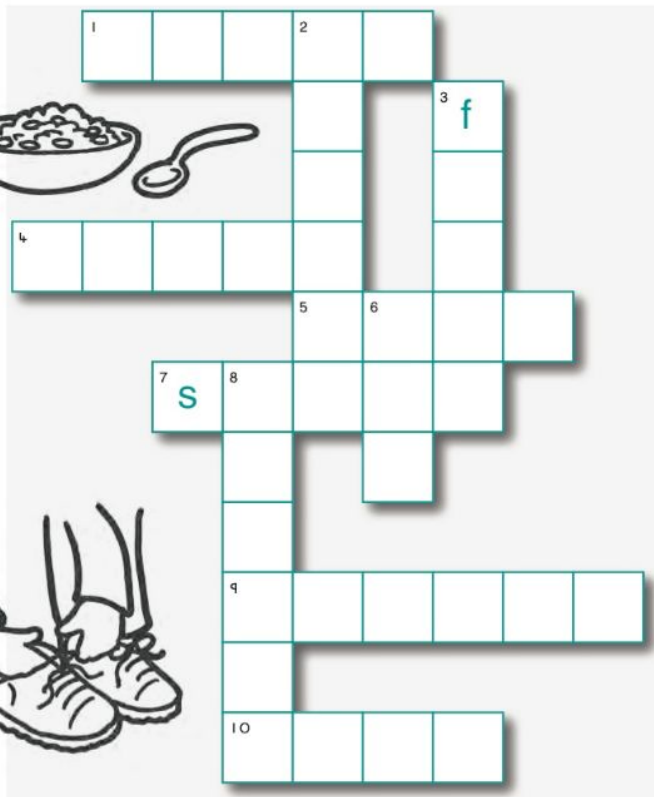
**B** Crossword. Read the clues. Write the answers.

### Across

1. put it on pasta
4. two times
5. small animals that like cheese
7. see the stars here
9. eat for breakfast
10. tie shoe

### Down

2. watch film in it
3. between two gardens
6. frozen water
8. write with it



**C** Your teacher will read a sentence. Listen carefully. Write the sentence here.



## **Maths**

Where required for maths work this week allow your child to use the hundred square or the number line 0-100. These can be found in this document or on our class blogs. Complete the worksheets below or complete it in your copy. We are focusing on revision this week.

# Money 3 – Puzzle

Add the coins in each rectangle – one rectangle at a time.  
Colour the rug below using the following colour code.

Colour code:

24c

red

37c

blue

42c

green

50c

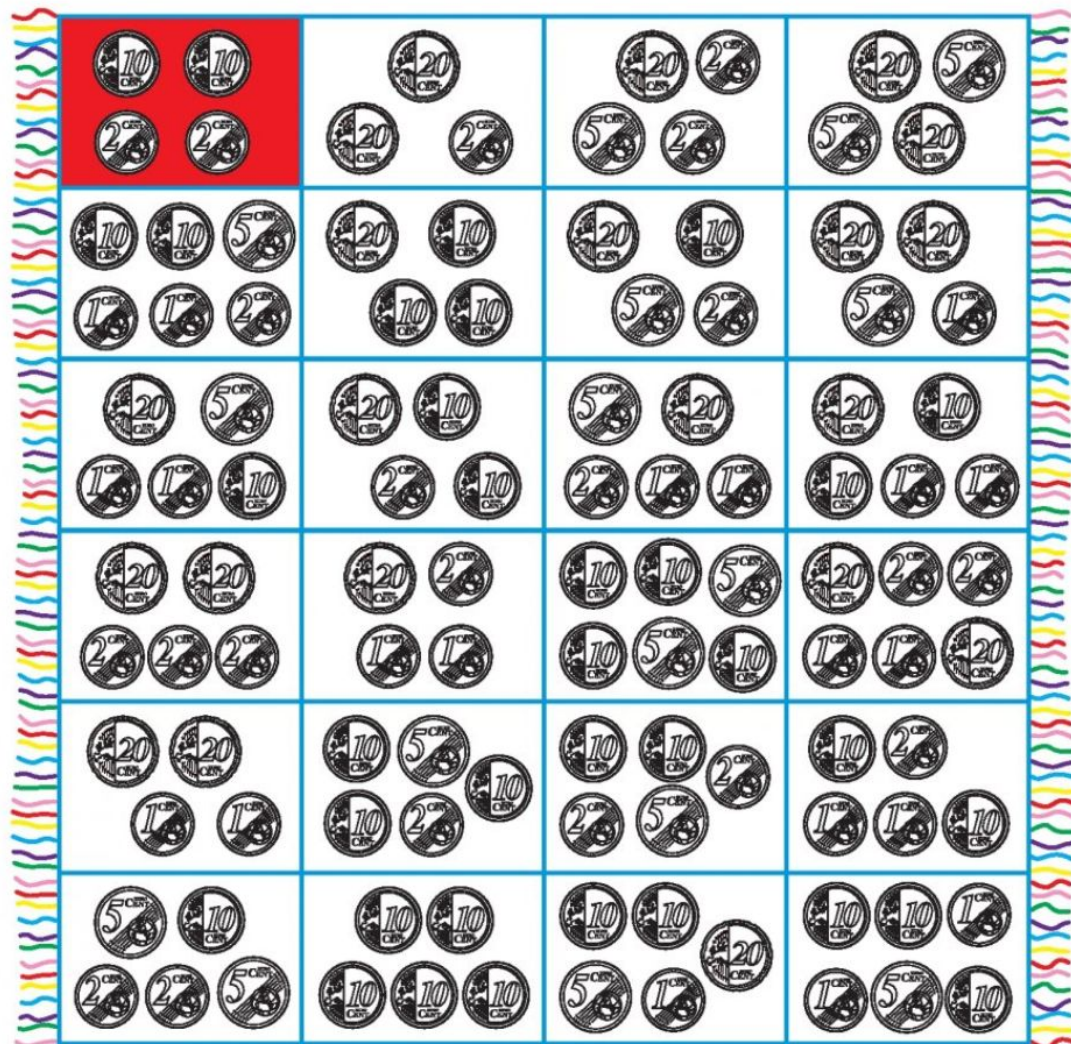
yellow

29c

purple

46c

pink



# My 0 to 100 Number Line



0 1 2 3 4 5 6 7 8 9 10 11 12 13 14 15 16 17 18 19 20 21 22 23 24 25



twinkl.co.uk



26 27 28 29 30 31 32 33 34 35 36 37 38 39 40 41 42 43 44 45 46 47 48 49 50



twinkl.co.uk



51 52 53 54 55 56 57 58 59 60 61 62 63 64 65 66 67 68 69 70 71 72 73 74 75



twinkl.co.uk



76 77 78 79 80 81 82 83 84 85 86 87 88 89 90 91 92 93 94 95 96 97 98 99 100



twinkl.co.uk

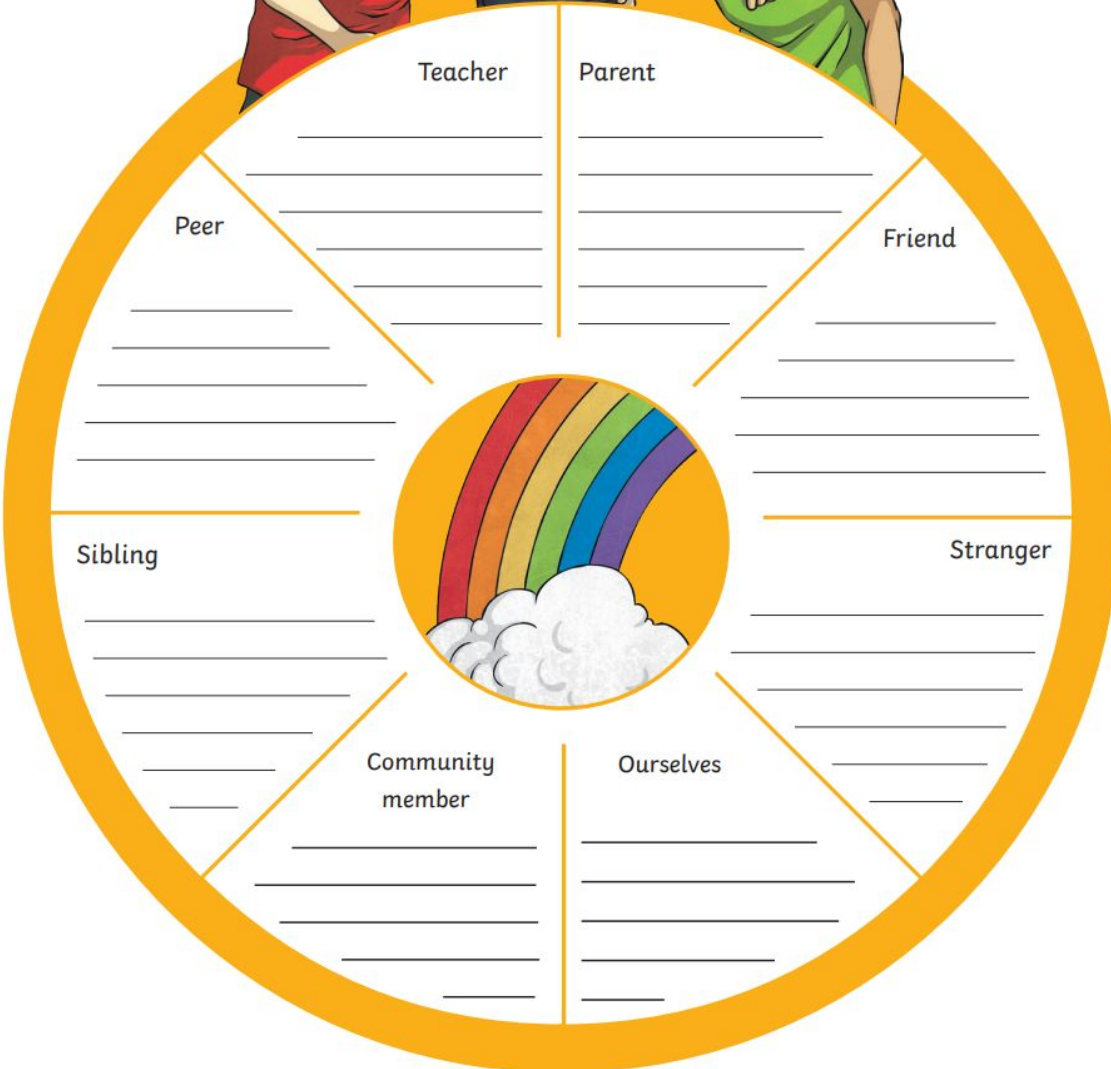

# 100 Square

1	2	3	4	5	6	7	8	9	10
11	12	13	14	15	16	17	18	19	20
21	22	23	24	25	26	27	28	29	30
31	32	33	34	35	36	37	38	39	40
41	42	43	44	45	46	47	48	49	50
51	52	53	54	55	56	57	58	59	60
61	62	63	64	65	66	67	68	69	70
71	72	73	74	75	76	77	78	79	80
81	82	83	84	85	86	87	88	89	90
91	92	93	94	95	96	97	98	99	100

# S.P.H.E

## Kindness Wheel

Task: Describe different ways you can be kind towards different people.



Teacher	Parent	Friend	Stranger	Ourselves	Community member	Sibling	Peer
_____	_____	_____	_____	_____	_____	_____	_____
_____	_____	_____	_____	_____	_____	_____	_____
_____	_____	_____	_____	_____	_____	_____	_____
_____	_____	_____	_____	_____	_____	_____	_____
_____	_____	_____	_____	_____	_____	_____	_____

## Lego Challenge

Build your favourite toy.

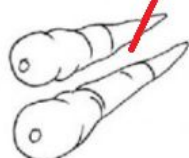

### Answer sheet:

Gaeilge:

## Súil Siar A



A Ceangail, scríobh agus dathaigh.



bainne

ispíní

subh

calóga

im

sicín

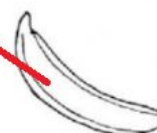
cairéid

scón

banana

milseáin

bainne



**English:**

## Soft c and word family \_ice

**A** Try all these letters with **\_ice** (bice ✗, dice ✓). Write the **real** words.

a	k	u	pr
b ✗	l	v	sh
c	m	w	sl
d ✓	n	x	sn
e	o	y	sp
f	p	z	st
g	q	ch	th
h	r	dr	tr
i	s	fl	tw
j	t	pl	wh

dice	price
lice	slice
mice	spice
nice	trice
rice	twice

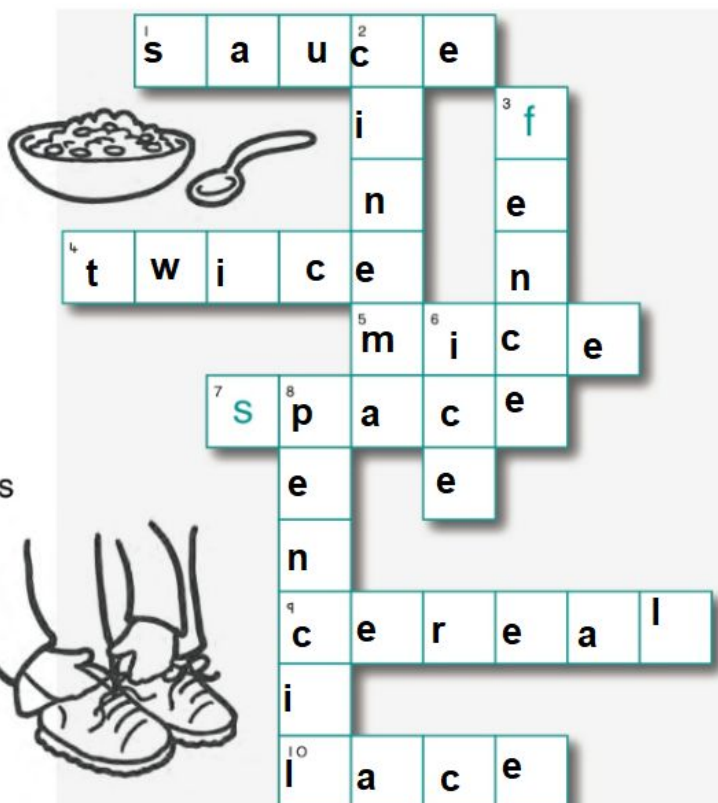
**B** Crossword. Read the clues. Write the answers.

### Across

1. put it on pasta
4. two times
5. small animals that like cheese
7. see the stars here
9. eat for breakfast
10. tie shoe

### Down


2. watch film in it
3. between two gardens
6. frozen water
8. write with it



## Money 3 – Puzzle

Colour code:  24c red  37c blue  42c green

 50c yellow  29c purple  46c pink




## **Suggested work Wednesday 17th June**


### **Gaeilge**

This week we are revising some of the work that we have previously done in school. Keep focusing as much on spoken Gaeilge as written Gaeilge. Keep playing games that you are used to such as eye spy, bingo, hangman, matching the word to the picture and so on. All of these can be played using Irish words!

Read and complete the worksheet below. You could also test yourself! You can say the words and phrases, cover them, write them and then draw a picture to match! How many can you remember? Charades is also a fun game that you can play using the phrases and words below.

## 2. Is Maith Liom...





B



Scríobh agus dathaigh.


ag rith  
ag léamh  
ag léim

ag gáire  
ag tafann  
ag scríobh

ag ól  
ag siúl  
ag ithe




ag \_\_\_\_\_



\_\_\_\_\_



\_\_\_\_\_




\_\_\_\_\_



\_\_\_\_\_




\_\_\_\_\_



\_\_\_\_\_



\_\_\_\_\_



\_\_\_\_\_

## **English**

This week your child should read “First Class Postcards”, pages 87-93, from “Fun at the Circus”. Complete the following worksheet after reading the story or complete it in your skills book if you have it. Ask your child did they enjoy this story? Why? What did you like or dislike about this story? The boys can make connections between the story and their own lives.

**Activity:** Take the next two bold words from the story “permanent” and “aeroplanes” and put them into sentences.

We are also continuing with the Just Phonics book. Complete the worksheet below or in your book if you have it at home.

## After Reading Understanding

**WALT:** Discuss and use new words.

**A**  **Fill in the comic strip.**

FW



Word: <b>permanent</b>	
Write what this word means. _____ _____	Draw a picture of something permanent.
Make a connection to this word. _____ _____	
Put this word into a sentence. _____ _____	Write a word that means the opposite of this word. _____

**B**  **Pick a word. Roll a die. Read what you must do!**

comics	postcard	tongue
aeroplane	tradition	greetings

1. Say it three times.
2. Write it down.
3. Explain it.
4. Use it in a sentence.
5. Draw it.
6. Sing it!

_____
_____
_____
_____

**Strand:** Reading **Element:** Communicating LO 2  
**Strand:** Writing **Element:** Exploring and Using LO 8

## Soft g

Soft g makes a j sound when it comes before i, e and y.



**A** Look at the picture. Tick true (✓) or false (x) for each sentence.

1. The giant is on the stage.
2. The large giraffe is drinking orange juice.
3. The magician has a huge magic hat.
4. The clown is in danger of falling.
5. The lion is in the cage.
6. The boy's age is seven.
7. The girl has a gem.
8. The girl has a long fringe.

<input type="checkbox"/>
<input type="checkbox"/>
<input type="checkbox"/>
<input type="checkbox"/>
<input type="checkbox"/>
<input type="checkbox"/>
<input type="checkbox"/>
<input type="checkbox"/>

**B** Read the sentences. Colour the picture.

1. Colour the lion yellow.
2. Colour the stage brown.
3. Colour the clown. Use rainbow colours.

**C** Your teacher will read a sentence. Listen carefully. Write the sentence here.

Objective: to read words containing the soft g sounds.



## **Maths**

Where required for maths work this week allow your child to use the hundred square or the number line 0-100. These can be found in this document or on our class blogs. Complete the worksheets below or complete it in your copy. We are focusing on revision this week.

# Money 3 – Wordsearch



Add the coins below. Write the totals.

Ring and colour the words for these amounts in the wordsearch.

(a)	= <input type="text"/> c	(i)	= <input type="text"/> c
(b)	= <input type="text"/> c	(j)	= <input type="text"/> c
(c)	= <input type="text"/> c	(k)	= <input type="text"/> c
(d)	= <input type="text"/> c	(l)	= <input type="text"/> c
(e)	= <input type="text"/> c	(m)	= <input type="text"/> c
(f)	= <input type="text"/> c	(n)	= <input type="text"/> c
(g)	= <input type="text"/> c	(o)	= <input type="text"/> c
(h)	= <input type="text"/> c	(p)	= <input type="text"/> c

t	h	i	r	t	y	n	s	i	x	t	e	e	n
s	e	v	e	n	t	e	e	n	f	o	r	t	y
f	i	f	t	y	r	n	i	n	e	t	e	e	n
o	x	e	e	i	g	h	t	e	e	n	f	o	r
a	t	w	e	n	t	y	f	i	v	e	s	v	x
e	v	e	n	s	f	o	r	t	y	f	o	u	r
e	l	e	v	e	n	f	t	w	e	n	t	y	p
c	t	h	i	r	t	y	o	n	e	a	t	w	o
f	o	r	t	y	e	i	g	h	t	z	e	r	n
b	a	t	t	h	i	r	t	y	s	e	v	e	n
t	h	r	o	m	c	f	i	f	t	e	e	n	b
o	t	h	i	r	t	e	e	n	b	r	o	w	n



# My 0 to 100 Number Line



0 1 2 3 4 5 6 7 8 9 10 11 12 13 14 15 16 17 18 19 20 21 22 23 24 25



twinkl.co.uk



26 27 28 29 30 31 32 33 34 35 36 37 38 39 40 41 42 43 44 45 46 47 48 49 50



twinkl.co.uk



51 52 53 54 55 56 57 58 59 60 61 62 63 64 65 66 67 68 69 70 71 72 73 74 75



twinkl.co.uk



76 77 78 79 80 81 82 83 84 85 86 87 88 89 90 91 92 93 94 95 96 97 98 99 100




twinkl.co.uk

# 100 Square

1	2	3	4	5	6	7	8	9	10
11	12	13	14	15	16	17	18	19	20
21	22	23	24	25	26	27	28	29	30
31	32	33	34	35	36	37	38	39	40
41	42	43	44	45	46	47	48	49	50
51	52	53	54	55	56	57	58	59	60
61	62	63	64	65	66	67	68	69	70
71	72	73	74	75	76	77	78	79	80
81	82	83	84	85	86	87	88	89	90
91	92	93	94	95	96	97	98	99	100

**S.P.H.E**

# Showing Kindness

<p>Feels Like</p>	
	
<p>Sounds Like</p>	<p>Looks Like</p>

## Lego Challenge

Build the perfect playground/play area.

### Answer sheet:

Gaeilge:

B

Scríobh agus dathaigh.

A

ag rith  
ag léamh  
ag léim

ag gáire  
ag tafann  
ag scríobh

ag ól  
ag siúl  
ag ithe

 <b>ag tafann</b> _____	 <b>ag ithe</b> _____	 <b>ag léamh</b> _____
 <b>Ag Léim</b> _____	 <b>Ag gáire</b> _____	 <b>Ag ól</b> _____
 <b>Ag siúl</b> _____	 <b>Ag scríobh</b> _____	 <b>Ag rith</b> _____

English:

Soft g

Soft g makes a j sound  
when it comes before i, e and y.



**A** Look at the picture. Tick true (✓) or false (x) for each sentence.

1. The giant is on the stage.
2. The large giraffe is drinking orange juice.
3. The magician has a huge magic hat.
4. The clown is in danger of falling.
5. The lion is in the cage.
6. The boy's age is seven.
7. The girl has a gem.
8. The girl has a long fringe.

x
✓
x
✓
✓
x
✓
✓









**Maths:**









# Money 3 – Wordsearch



Add the coins below. Write the totals.

Ring and colour the words for these amounts in the wordsearch.

- (a)  = 15c
- (b)  = 17c
- (c)  = 18c
- (d)  = 44c
- (e)  = 25c
- (f)  = 48c
- (g)  = 37c
- (h)  = 13c

- (i)  = 19c
- (j)  = 30c
- (k)  = 40c
- (l)  = 50c
- (m)  = 20c
- (n)  = 11c
- (o)  = 16c
- (p)  = 31c

## **First Class Suggested Work 18<sup>th</sup> June**

### **Gaeilge**

This week we are revising some of the work that we have previously done in school. Keep focusing as much on spoken Gaeilge as written Gaeilge. Keep playing games that you are used to such as eye spy, bingo, hangman, matching the word to the picture and so on. All of these can be played using Irish words!

Read and complete the worksheet below. You could also test yourself! You can say the words and phrases, cover them, write them and then draw a picture to match! How many can you remember? Charades is also a fun game that you can play using the phrases and words below.

# 1. Féach Orm!

Mamáí

Neasa

Mamó

Mímí

Róló

ag rith


ag caoineadh

ag siúl

ag tafann

ag gáire

Mé Féin



A



Éist agus dathaigh.



ag léim



ag rith



ag ól



ag ithe



ag gáire



ag caoineadh



ag siúl



ag tafann

**B**   **Éist agus freagair.**



Cé atá ag ithe ?  
Tá Mamáí ag ithe .  
Níl Daidí ag ithe .



ag rith




ag tafann



ag caoineadh




ag gáire



ag ithe

Cé atá ag...?



ag léamh




ag scríobh



ag ól



ag léim



ag siúl

## **English**

This week your child should read “First Class Postcards”, pages 87-93, from “Fun at the Circus”. Complete the following worksheet after reading the story or complete it in your skills book if you have it. Ask your child did they enjoy this story? Why? What did you like or dislike about this story? The boys can make connections between the story and their own lives.

**Activity:** Take the next two bold words from the story “comics” and “Central” and put them into sentences.

We are also continuing with the Just Phonics book. Complete the worksheet below or in your book if you have it at home.

## After Reading Comprehension

WALT: Answer questions.

### A Text detective

1. Name some of the places the class went on their holidays.  
\_\_\_\_\_
2. What did Lainey use to draw the smiley face on her mam?  
\_\_\_\_\_
3. How did Evan react to having whiskers drawn on his face?  
\_\_\_\_\_

### B Draw one thing that happened in each person's postcard.

Lainey	Ella	Robbie
Tom	Ms Brady	

### C Phrase finder: Write the page number.

tongue in cheek



when pigs fly



# Revision: Soft c and soft g

**A** Write the correct sentence under each picture.



1. Cinderella saw a giraffe at the circus.
2. Cinderella cycles in the city.
3. Cinderella ate cereal at the cinema.
4. Cinderella wants to be a magician.
5. Cinderella had three pet mice.
6. Cinderella cut a fringe in her hair.

## **Maths**

Where required for maths work this week allow your child to use the hundred square or the number line 0-100. These can be found in this document or on our class blogs. Complete the worksheets below or complete it in your copy. We are focusing on revision this week.

## Money 3 – To ninety-nine cent

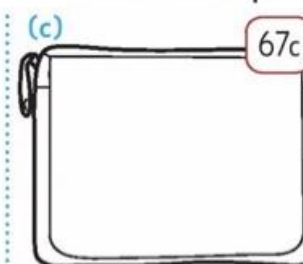
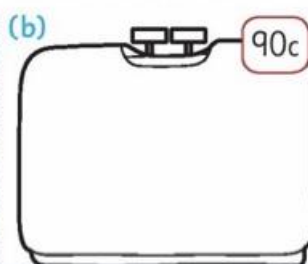
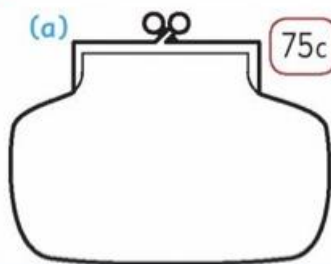
1. How much money does each purse hold?



2. Add the coins. Write the totals.



3. Draw the least number of coins needed to show the amounts in each purse.





4.



Anne and Paul have just enough money to buy the .

Ann has .

Paul has . The  costs  c.

### Challenge



Sam has . Ziggy has .

(a) How much has Sam?  c

(b) How much more has Sam than Ziggy?  c

(c) How much money have they altogether?  c



# My 0 to 100 Number Line



0 1 2 3 4 5 6 7 8 9 10 11 12 13 14 15 16 17 18 19 20 21 22 23 24 25



twinkl.co.uk



26 27 28 29 30 31 32 33 34 35 36 37 38 39 40 41 42 43 44 45 46 47 48 49 50



twinkl.co.uk



51 52 53 54 55 56 57 58 59 60 61 62 63 64 65 66 67 68 69 70 71 72 73 74 75



twinkl.co.uk



76 77 78 79 80 81 82 83 84 85 86 87 88 89 90 91 92 93 94 95 96 97 98 99 100



twinkl.co.uk

# 100 Square

1	2	3	4	5	6	7	8	9	10
11	12	13	14	15	16	17	18	19	20
21	22	23	24	25	26	27	28	29	30
31	32	33	34	35	36	37	38	39	40
41	42	43	44	45	46	47	48	49	50
51	52	53	54	55	56	57	58	59	60
61	62	63	64	65	66	67	68	69	70
71	72	73	74	75	76	77	78	79	80
81	82	83	84	85	86	87	88	89	90
91	92	93	94	95	96	97	98	99	100

## SESE – Science/History/Geography

Complete the worksheet below or complete it in your copy/hardback. Also, continue working on any project work that you might have started. Forward on any pictures to [firstclassdonacarney@gmail.com](mailto:firstclassdonacarney@gmail.com)

### Active Ways to Play

Tick the active ways to play. Discuss.



Children need 60 minutes of physical activity every day.

Draw your favourite way to keep active.

A large empty rectangular box with an orange border, intended for a child to draw their favourite way to keep active.

Why is it important to keep active?

- 1 \_\_\_\_\_
- \_\_\_\_\_
- 2 \_\_\_\_\_
- \_\_\_\_\_
- 3 \_\_\_\_\_
- \_\_\_\_\_

## Art

To make your own nature collage sun catcher, you'll need:

- paper plates
- contact paper
- ribbon
- flowers and leaves
- scissors
- hole punch
- tape

If you want to show us the great artwork that you have made, please send them to [firstclassdonacarney@gmail.com](mailto:firstclassdonacarney@gmail.com) We would love to see them!



## **Extra Activities**

***Lego challenge:*** Build a bridge that can hold something heavy.

## **Answer Sheet**

### **English:**

Skills book:

- A1. The class went to Spain, Galway, New York, Dublin and London.
2. Lainey used the suncream to draw the smiley face on her mam.
3. Even wasn't happy to have whiskers on his face because Ella used permanent marker by mistake.

Just Phonics:

Cinderella had three pet mice.

Cinderella cut a fringe in her hair.

Cinderella saw a giraffe at the circus.

Cinderella cycles in the city.

Cinderella ate cereal in the cinema.

Cinderella wants to be a magician.

### **Maths:**

1A) 65c    B) 82C    C) 95c

2A) 85c

B) 74c

C) 77c

D) 92c

E) 80c

F) 76c

3A)  $75c = 50c, 20c, 5c$

B)  $90c = 50c, 20c, 20c$

C)  $67c = 50c, 10c, 5c, 2c$

4) 85c

Challenge: A) 45c    B) 10c    C) 80c

## **First Class Suggested Work 19<sup>th</sup> June**

### **Gaeilge**

This week we are revising some of the work that we have previously done in school. Keep focusing as much on spoken Gaeilge as written Gaeilge. Keep playing games that you are used to such as eye spy, bingo, hangman, matching the word to the picture and so on. All of these can be played using Irish words!

Read and complete the worksheet below. You could also test yourself! You can say the words and phrases, cover them, write them and then draw a picture to match! How many can you remember? Charades is also a fun game that you can play using the phrases and words below.

# 1. Féach Orm!

Mamáí

Neasa

Mamó

Mímí

Róló

ag rith


ag caoineadh

ag siúl

ag tafann

ag gáire

Mé Féin



**B**  **Scríobh agus dathaigh.**

ag rith  
ag léamh  
ag léim

ag gáire  
ag tafann  
ag scríobh

ag ól  
ag siúl  
ag ithe




ag \_\_\_\_\_



\_\_\_\_\_



\_\_\_\_\_




\_\_\_\_\_



\_\_\_\_\_



\_\_\_\_\_



\_\_\_\_\_



\_\_\_\_\_



\_\_\_\_\_

## **English**

This week your child should read “First Class Postcards”, pages 87-93, from “Fun at the Circus”. Complete the following worksheet after reading the story or complete it in your skills book if you have it. Ask your child did they enjoy this story? Why? What did you like or dislike about this story? The boys can make connections between the story and their own lives.

**Activity:** Take the next two bold words from the story “reminded” and “Greetings” and put them into sentences.

We are also continuing with the Just Phonics book. Complete the worksheet below or in your book if you have it at home.

**A**  Choose the correct 'au' word.

August

fault

vault

haunt

astronaut

1. I go on my holidays in \_\_\_\_\_.
2. Tom wants to be an \_\_\_\_\_ when he grows up.
3. "It wasn't my \_\_\_\_\_ the vase broke," said Ella.
4. Does this ghost \_\_\_\_\_ your house?
5. The money was kept safe in the \_\_\_\_\_.



**B**  Take the tongue-twister challenge!

The boy saw the straw claw near the shawl.

1. Colour the /aw/ sounds in the tongue-twister.  
How many are there?
2. Say the tongue-twister three times as fast as you can!



**Remember: Adjectives** are describing words.

**C**  Colour the adjectives.

few

Harry	clever	Japan	kind	cross	book	shop
Tim	sunny	tasty	afraid	jungle	owl	Jack

**D**  Write adjectives that describe you.

## Compound words

**A** Write the words. Draw the pictures.



l a d y

+



b i r d

=



l a d y b i r d



\_\_\_\_\_

+



\_\_\_\_\_

=

\_\_\_\_\_



\_\_\_\_\_

+



\_\_\_\_\_

=

\_\_\_\_\_



\_\_\_\_\_

+



\_\_\_\_\_

=

\_\_\_\_\_



\_\_\_\_\_

+



\_\_\_\_\_

=

\_\_\_\_\_



\_\_\_\_\_

+



\_\_\_\_\_

=

\_\_\_\_\_



\_\_\_\_\_

+



\_\_\_\_\_

=

\_\_\_\_\_

**B** Your teacher will read a sentence. Listen carefully. Write the sentence here.

\_\_\_\_\_

## **Maths**

Where required for maths work this week allow your child to use the hundred square or the number line 0-100. These can be found in this document or on our class blogs. Complete the worksheets below or complete it in your copy. We are focusing on revision this week.

# Subtraction 4

**A**  $29 - 3 = ?$

t	u
2	9
-	3
26	

**B**  $34 - 4 = ?$

t	u
3	4
-	4
30	

Draw pictures to show these using cubes (as above).

1.  $38 - 4 = ?$

t	u
3	8
-	4

2.  $45 - 3 = ?$

t	u
4	5
-	3

Complete.

3. (a)  $\begin{array}{r} 22 \\ - 1 \\ \hline \end{array}$  (b)  $\begin{array}{r} 37 \\ - 5 \\ \hline \end{array}$  (c)  $\begin{array}{r} 54 \\ - 3 \\ \hline \end{array}$  (d)  $\begin{array}{r} 87 \\ - 6 \\ \hline \end{array}$  (e)  $\begin{array}{r} 78 \\ - 5 \\ \hline \end{array}$  (f)  $\begin{array}{r} 66 \\ - 2 \\ \hline \end{array}$

4. (a)  $\begin{array}{r} 76 \\ - 6 \\ \hline \end{array}$  (b)  $\begin{array}{r} 98 \\ - 2 \\ \hline \end{array}$  (c)  $\begin{array}{r} 63 \\ - 3 \\ \hline \end{array}$  (d)  $\begin{array}{r} 61 \\ - 0 \\ \hline \end{array}$  (e)  $\begin{array}{r} 55 \\ - 3 \\ \hline \end{array}$  (f)  $\begin{array}{r} 85 \\ - 4 \\ \hline \end{array}$

## Challenge



Eoin has 36 stamps.  
Tony has 4 less than that.  
How many stamps has Tony?

t	u
-	



# My 0 to 100 Number Line



0 1 2 3 4 5 6 7 8 9 10 11 12 13 14 15 16 17 18 19 20 21 22 23 24 25



twinkl.co.uk



26 27 28 29 30 31 32 33 34 35 36 37 38 39 40 41 42 43 44 45 46 47 48 49 50



twinkl.co.uk



51 52 53 54 55 56 57 58 59 60 61 62 63 64 65 66 67 68 69 70 71 72 73 74 75



twinkl.co.uk



76 77 78 79 80 81 82 83 84 85 86 87 88 89 90 91 92 93 94 95 96 97 98 99 100



twinkl.co.uk

# 100 Square

1	2	3	4	5	6	7	8	9	10
11	12	13	14	15	16	17	18	19	20
21	22	23	24	25	26	27	28	29	30
31	32	33	34	35	36	37	38	39	40
41	42	43	44	45	46	47	48	49	50
51	52	53	54	55	56	57	58	59	60
61	62	63	64	65	66	67	68	69	70
71	72	73	74	75	76	77	78	79	80
81	82	83	84	85	86	87	88	89	90
91	92	93	94	95	96	97	98	99	100

## SESE – Science/History/Geography

Complete the worksheet below or complete it in your copy/hardback. Also, continue working on any project work that you might have started. Forward on any pictures to [firstclassdonacarney@gmail.com](mailto:firstclassdonacarney@gmail.com)

### The Park Ranger

Read about Kieron's job. Complete the fact file.



My name is Kieron. I work as a Park Ranger in Dublin. I open the park each morning and lock up in the evenings. I drive through the park making sure that everything is in order. Sometimes I need to remind people to keep their dog on a lead or clean up litter after they have

a picnic. Lots of people visit the park each day. In the winter I lock up the park when it gets dark. The park stays open later during the summer months.



Name	
Occupation	
Place of work	
List three of Kieron's duties.	1 _____ 2 _____ 3 _____
One question I would like to ask Kieron about his work.	_____ _____ _____

---

## **Extra Activities**

***Lego challenge:*** Build a tower.

## **Answer Sheet**

### **Gaeilge:**

Ag tafann      ag ithe      ag léamh

Ag léim      ag gáire      ag ól

Ag siúl      ag scríobh      ag rith

### **English:**

Skills book:

A1. I go on my holidays in August.

2. Tom wants to be an astronaut when he grows up.

3. “It wasn’t my fault the vase broke,” said Ella.

4. Does this ghost haunt your house?

5. The money was kept safe in the vault.

B. 4.

C. clever, kind, cross, sunny, tasty, afraid

Just Phonics:

Starfish

Rainbow

Peanut

Butterfly

Cowboy

Pancake

**Maths:**

1.  $38-4 = 34$  (3 tens, 4 units)

2.  $45-3=42$

3. A) 21 B) 32 C) 51 D) 81 E) 73 F) 64

4. A) 70 B) 96 C) 60 D) 61 E) 52 F) 81

Challenge:  $36-4= 32$