

Suggested work Monday May 8th

Dear parents and guardians,

We hope that everyone is keeping safe and healthy as we head into the second week in June. This week is “Active week” in our school so keep an eye on our respective class blogs for extra activities and challenges.

All suggested work for Gaeilge, English and Maths can be found in your child’s books if you have collected them. If not the screenshots are provided for all work.

Where we mention or provide a link to a website we advise parental supervision.

We hope that everyone has another healthy and safe week,

Kind regards,

Mr. Duffy & Ms. Egan

Suggested work Monday June 8th

Gaeilge

This week we are continuing on with new material from our Bua na Cainte book. Keep playing games that you are used to such as eye spy, bingo, hangman, matching the word to the picture, writing your news and so on. All of these can be played using Irish words! The pages from your book will help you. Also, complete the worksheet below or in your workbook if you have it at home.



Léigh an Scéal



Chuaigh Niamh go dtí an siopa bréagán.



Thug Mamaí cúig euro di.



Cheannaigh sí báabóg.



Bhí áthas uirthi.

English

This week your child should read “Ella the Writer”, pages 73-85, from “Fun at the Circus”.

We are also continuing with the Just Phonics book. Complete the worksheet below or in your book if you have it at home.

Oral Genre **Communicating**

WALT: Label the email.

  **Use the colours to label Ella's email.**

What the email is about (subject)

Farewell

Who it is to

Who it is from

Greeting

To: nanamooney@gmail.com

Subject: Holiday time

Dear Nana,

How are you? It is 2 o'clock and I have finished packing my suitcase for my holidays. I am so excited! Mam says there are only two sleeps left until we go. I hope you are having a nice time in London with your friends. What is the best thing about London? Is the weather nice? It is raining here today, but Dad says the sun is going to shine on our trip. I really hope it does. Evan always stirs up a hornet's nest when he's indoors for too long.

The beach isn't much fun in the rain! I want to build sandcastles, go swimming in the sea and find a shell to give to baby Ed. Fingers crossed!

Mam gave me a to-do list and writing this email was the second thing on it. My next job is to write Tom's birthday card. I'll miss his birthday party, but Mam said he can come over for a sleepover soon.

See you when I'm home!

Love,

Ella



air, are and ear look different
but they have the same sound.



A Read the words. Write the correct word under each picture.

hair chair stairs fairy fair repair scare beware
mare square fare bear pear wear tear underwear



B Your teacher will read a sentence. Listen carefully. Write the sentence here.

Maths

Where required for maths work this week allow your child to use the hundred square or the number line 0-100. These can be found in this document or on our class blogs. Complete the worksheets below or complete it in your book.

The addition house – Regrouping

A $7 + 9 = ?$

$$\begin{array}{r} \text{t} \text{ u} \\ 7 \\ + 9 \\ \hline 16 \end{array}$$

My estimate $10 + 10 = 20$

B $36 + 8 = ?$

$$\begin{array}{r} \text{t} \text{ u} \\ 36 \\ + 8 \\ \hline 44 \end{array}$$

My estimate $40 + 10 = 50$

Complete the following.

1. (a) $\begin{array}{r} \text{t} \text{ u} \\ 6 \\ + 8 \\ \hline \square \end{array}$	(b) $\begin{array}{r} \text{t} \text{ u} \\ 5 \\ + 7 \\ \hline \square \end{array}$	(c) $\begin{array}{r} \text{t} \text{ u} \\ 7 \\ + 8 \\ \hline \square \end{array}$	(d) $\begin{array}{r} \text{t} \text{ u} \\ 9 \\ + 4 \\ \hline \square \end{array}$	(e) $\begin{array}{r} \text{t} \text{ u} \\ 4 \\ + 8 \\ \hline \square \end{array}$	(f) $\begin{array}{r} \text{t} \text{ u} \\ 3 \\ + 9 \\ \hline \square \end{array}$
2. (a) $\begin{array}{r} \text{t} \text{ u} \\ 18 \\ + 8 \\ \hline \square \end{array}$	(b) $\begin{array}{r} \text{t} \text{ u} \\ 55 \\ + 9 \\ \hline \square \end{array}$	(c) $\begin{array}{r} \text{t} \text{ u} \\ 63 \\ + 8 \\ \hline \square \end{array}$	(d) $\begin{array}{r} \text{t} \text{ u} \\ 44 \\ + 6 \\ \hline \square \end{array}$	(e) $\begin{array}{r} \text{t} \text{ u} \\ 78 \\ + 5 \\ \hline \square \end{array}$	(f) $\begin{array}{r} \text{t} \text{ u} \\ 86 \\ + 9 \\ \hline \square \end{array}$

Solve the following.

3. Marie had 8 marbles. She then got another 6 in a lucky bag. How many marbles has she altogether?

4. There were 45 ducks swimming in a lake. 7 other ducks came along. How many ducks are there now?

5. Circle ✓ if you must regroup. Circle ✗ if you don't regroup. Complete.

(a) ✓ or ✗ $\begin{array}{r} \text{t} \text{ u} \\ 4 \\ + 3 \\ \hline \square \end{array}$	(b) ✓ or ✗ $\begin{array}{r} \text{t} \text{ u} \\ 6 \\ + 7 \\ \hline \square \end{array}$	(c) ✓ or ✗ $\begin{array}{r} \text{t} \text{ u} \\ 91 \\ + 6 \\ \hline \square \end{array}$	(d) ✓ or ✗ $\begin{array}{r} \text{t} \text{ u} \\ 55 \\ + 7 \\ \hline \square \end{array}$	(e) ✓ or ✗ $\begin{array}{r} \text{t} \text{ u} \\ 43 \\ + 7 \\ \hline \square \end{array}$	(f) ✓ or ✗ $\begin{array}{r} \text{t} \text{ u} \\ 65 \\ + 4 \\ \hline \square \end{array}$
---	---	--	--	--	--



My 0 to 100 Number Line



0 1 2 3 4 5 6 7 8 9 10 11 12 13 14 15 16 17 18 19 20 21 22 23 24 25




26 27 28 29 30 31 32 33 34 35 36 37 38 39 40 41 42 43 44 45 46 47 48 49 50



51 52 53 54 55 56 57 58 59 60 61 62 63 64 65 66 67 68 69 70 71 72 73 74 75



76 77 78 79 80 81 82 83 84 85 86 87 88 89 90 91 92 93 94 95 96 97 98 99 100



100 Square

1	2	3	4	5	6	7	8	9	10
11	12	13	14	15	16	17	18	19	20
21	22	23	24	25	26	27	28	29	30
31	32	33	34	35	36	37	38	39	40
41	42	43	44	45	46	47	48	49	50
51	52	53	54	55	56	57	58	59	60
61	62	63	64	65	66	67	68	69	70
71	72	73	74	75	76	77	78	79	80
81	82	83	84	85	86	87	88	89	90
91	92	93	94	95	96	97	98	99	100

S.E.S.E

Apartments



twinkl.co.uk

**terraced
house**



twinkl.co.uk

bungalow



twinkl.co.uk

farm



twinkl.co.uk

caravan



twinkl.co.uk

cottage



twinkl.co.uk

**semi-
detached**



twinkl.co.uk

detached



twinkl.co.uk

What types of home are there in Ireland?



If you lived on the farm how would you get to the school?

A. Look at the map. How many different types of home can you find?



I found types of home.

B. How many ...?

detached houses	3
semi-detached houses	
terraced houses	
apartment blocks	
bungalows	
caravans	
hotels	

C. What materials do you think were used to build these homes?

wood

What type of homes are near your school?

D. Where is ...?

the hotel?
on Main Street
the apartment block?
the school?
the farmhouse?

E. What is ...?

beside the supermarket?
a terraced house
beside the school?
opposite the hotel?
at the end of Cows Lane?

Extra Activities

Lego Challenge

Make a bridge.

Active Challenge

Run a mile out your back garden.

Cooking Challenge

Cook/Make/Bake something sweet (Get creative) and send on plenty of pictures.

Answers

English:

Oral Genre **Communicating**

WALT: Label the email.

  Use the colours to label Ella's email.

What the email is about (subject)

Farewell

Who it is to

Who it is from

Greeting

To: nanamooney@gmail.com

Subject: **Holiday time**

What the email is about (subject)

Dear Nana.

Who it is to

Greeting

How are you? It is 2 o'clock and I have finished packing my suitcase for my holidays. I am so excited! Mam says there are only two sleeps left until we go. I hope you are having a nice time in London with your friends. What is the best thing about London? Is the weather nice? It is raining here today, but Dad says the sun is going to shine on our trip. I really hope it does. Evan always stirs up a hornet's nest when he's indoors for too long.

The beach isn't much fun in the rain! I want to build sandcastles, go swimming in the sea and find a shell to give to baby Ed. Fingers crossed!

Mam gave me a to-do list and writing this email was the second thing on it. My next job is to write Tom's birthday card. I'll miss his birthday party, but Mam said he can come over for a sleepover soon.

See you when I'm home!

Farewell

Love,

Ella

Who it is from



air, are and ear look different
but they have the same sound.



A Read the words. Write the correct word under each picture.

hair chair stairs fairy fair repair scare beware
mare square fare bear pear wear tear underwear



Beware



Chair



Tear



Fairy



Bear



Fair



Square



Mare



Scare



Repair



Underwear




Fare



Hair



Wear



Stairs



Pear

B Your teacher will read a sentence. Listen carefully. Write the sentence here.


Maths:

Complete the following.


1. (a) $\begin{array}{r} \text{t} \text{ u} \\ 6 \\ + 8 \\ \hline \end{array}$	(b) $\begin{array}{r} \text{t} \text{ u} \\ 5 \\ + 7 \\ \hline \end{array}$	(c) $\begin{array}{r} \text{t} \text{ u} \\ 7 \\ + 8 \\ \hline \end{array}$	(d) $\begin{array}{r} \text{t} \text{ u} \\ 9 \\ + 4 \\ \hline \end{array}$	(e) $\begin{array}{r} \text{t} \text{ u} \\ 4 \\ + 8 \\ \hline \end{array}$	(f) $\begin{array}{r} \text{t} \text{ u} \\ 3 \\ + 9 \\ \hline \end{array}$
$\boxed{14}$	$\boxed{12}$	$\boxed{15}$	$\boxed{13}$	$\boxed{12}$	$\boxed{12}$

2. (a) $\begin{array}{r} \text{t} \text{ u} \\ 18 \\ + 8 \\ \hline \end{array}$	(b) $\begin{array}{r} \text{t} \text{ u} \\ 55 \\ + 9 \\ \hline \end{array}$	(c) $\begin{array}{r} \text{t} \text{ u} \\ 63 \\ + 8 \\ \hline \end{array}$	(d) $\begin{array}{r} \text{t} \text{ u} \\ 44 \\ + 6 \\ \hline \end{array}$	(e) $\begin{array}{r} \text{t} \text{ u} \\ 78 \\ + 5 \\ \hline \end{array}$	(f) $\begin{array}{r} \text{t} \text{ u} \\ 86 \\ + 9 \\ \hline \end{array}$
$\boxed{26}$	$\boxed{64}$	$\boxed{71}$	$\boxed{50}$	$\boxed{83}$	$\boxed{95}$

Solve the following.

3.  Marie had 8 marbles.
She then got another 6 in a lucky bag.
How many marbles has she altogether? $\boxed{14}$

4. There were 45 ducks swimming in a lake.
7 other ducks came along.
How many ducks are there now? $\boxed{52}$



5. Circle ✓ if you must regroup. Circle ✗ if you don't regroup. Complete.

(a) ✓ or <input checked="" type="radio"/> ✗	(b) <input checked="" type="radio"/> ✓ or ✗	(c) ✓ or <input checked="" type="radio"/> ✗	(d) <input checked="" type="radio"/> ✓ or ✗	(e) <input checked="" type="radio"/> ✓ or ✗	(f) ✓ or <input checked="" type="radio"/> ✗
$\begin{array}{r} \text{t} \text{ u} \\ 4 \\ + 3 \\ \hline \end{array}$	$\begin{array}{r} \text{t} \text{ u} \\ 6 \\ + 7 \\ \hline \end{array}$	$\begin{array}{r} \text{t} \text{ u} \\ 91 \\ + 6 \\ \hline \end{array}$	$\begin{array}{r} \text{t} \text{ u} \\ 55 \\ + 7 \\ \hline \end{array}$	$\begin{array}{r} \text{t} \text{ u} \\ 43 \\ + 7 \\ \hline \end{array}$	$\begin{array}{r} \text{t} \text{ u} \\ 65 \\ + 4 \\ \hline \end{array}$
$\boxed{7}$	$\boxed{13}$	$\boxed{97}$	$\boxed{62}$	$\boxed{50}$	$\boxed{69}$

What types of home are there in Ireland?

A. Look at the map. How many different types of home can you find?

I found types of home.

B. How many ...?

detached houses	3
semi-detached houses	6
terraced houses	7
apartment blocks	1
bungalows	2
caravans	3
hotels	1

C. What materials do you think were used to build these homes?

wood
wood/concrete
concrete/bricks
Glass/bricks/concrete
Concrete/glass
Metal
Bricks/concrete

D. Where is ...?

the hotel?
on Main Street
the apartment block?
Oak avenue
the school?
North Road
the farmhouse?
Cows lane

E. What is ...?

beside the supermarket?
a terraced house
beside the school?
A bungalow/Factory
opposite the hotel?
Terraced houses
at the end of Cows Lane?
The Farmhouse

Human environments: Living in the local community - Homes and shelter

Human environments: Living in the local community - Homes and shelter

If you lived on the farm how would you get to the school?



Suggested work Tuesday June 9th

Gaeilge

This week we are continuing on with new material from our Bua na Cainte book. Keep playing games that you are used to such as eye spy, bingo, hangman, matching the word to the picture, writing your news and so on. All of these can be played using Irish words! The pages from your book will help you. Also, complete the worksheet below or in your workbook if you have it at home.

Siopadóireacht



fuair



te



flúch



tirim



gaofar



scamallach



dorcha



geal



An Nuacht

Inniu an _____.

Inné an _____.

Amárach an _____.

Tá an lá _____.


Chuaigh mé go dtí an siopa agus
cheannaigh mé _____.




Tarraing pictiúr.



camán



leabhar



téad scipeála



bábóg



clogad



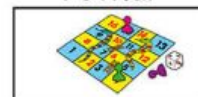
liathróid



róbó



rothar



cluiche



teach báboige

English


This week your child should read “Ella the Writer”, pages 73-85, from “Fun at the Circus”.

We are also continuing with the Just Phonics book. Complete the worksheet below or in your book if you have it at home.

Writing Genre Exploring and Using

WALT: Make a scavenger hunt and write an email.

A  **Make a scavenger hunt of things you might find in the garden in summer.**

leaf 	grass	flower	

B  **Invite a friend to your scavenger hunt. Write an email.**



I made a summer scavenger hunt for the garden.	
How are you?	Would you like to come and try it out?
It will be starting at 3 o'clock on Friday.	From

To: _____	@gmail.com
Subject: Summer scavenger hunt	
Dear _____,	




A Read these words.

Homophones
are words that
sound the same
but have different
spellings.



stare



stair



fair



fare



hair



hare



bare



bear



pair



pear

B Write the correct word for each sentence.

dairy mare hair hare bare bear square dare

1. A _____ is a female horse.
2. Clare has golden _____.
3. A _____ has four equal sides.
4. The _____ lives in Canada.
5. Milk is brought to the _____.
6. Josh loves to run in his _____ feet.
7. I saw a _____ eating grass.
8. I would not _____ to stay in the haunted house.



C Your teacher will read a sentence. Listen carefully. Write the sentence here.

Maths

Where required for maths work this week allow your child to use the hundred square or the number line 0-100. These can be found in this document or on our class blogs. Complete the worksheets below or complete it in your book.

Addition 5 – Mental strategy 3

Carla ran 35 metres. Liam ran 28 metres.
How many metres did they run altogether?

$$35 + 28 = \boxed{?}$$

Step 1: Remember the 35.
Step 2: Change the 28 into **tens** and **units**.

$$\begin{aligned} 35 + 28 &= \boxed{?} \\ \rightarrow 35 + 20 + 8 &= \boxed{?} \\ \rightarrow 55 + 8 &= \boxed{63} \end{aligned}$$

Add the following by changing the second number into **tens** and **units**.

1. $38 + 54 = \boxed{?}$
 $\rightarrow 38 + \boxed{} + \boxed{} = \boxed{?}$
 $\rightarrow \boxed{} + \boxed{} = \boxed{}$

2. $58 + 37 = \boxed{?}$
 $\rightarrow 58 + \boxed{} + \boxed{} = \boxed{?}$
 $\rightarrow \boxed{} + \boxed{} = \boxed{}$

3. $29 + 26 = \boxed{?}$
 $\rightarrow 29 + \boxed{} + \boxed{} = \boxed{?}$
 $\rightarrow \boxed{} + \boxed{} = \boxed{}$

4. $18 + 44 = \boxed{?}$
 $\rightarrow 18 + \boxed{} + \boxed{} = \boxed{?}$
 $\rightarrow \boxed{} + \boxed{} = \boxed{}$

5. $46 + 36 = \boxed{?}$
 $\rightarrow \boxed{} + \boxed{} + \boxed{} = \boxed{?}$
 $\rightarrow \boxed{} + \boxed{} = \boxed{}$

6. $38 + 36 = \boxed{?}$
 $\rightarrow \boxed{} + \boxed{} + \boxed{} = \boxed{?}$
 $\rightarrow \boxed{} + \boxed{} = \boxed{}$

Add the following by changing the second number into **tens** and **units**.

7. (a) $35 + 37 = \boxed{}$

(b) $36 + 28 = \boxed{}$

(c) $27 + 36 = \boxed{}$

8. (a) $53 + 29 = \boxed{}$

(b) $66 + 28 = \boxed{}$

(c) $37 + 46 = \boxed{}$

9. (a) $26 + 48 = \boxed{}$

(b) $39 + 19 = \boxed{}$

(c) $18 + 56 = \boxed{}$



My 0 to 100 Number Line



0 1 2 3 4 5 6 7 8 9 10 11 12 13 14 15 16 17 18 19 20 21 22 23 24 25




26 27 28 29 30 31 32 33 34 35 36 37 38 39 40 41 42 43 44 45 46 47 48 49 50



51 52 53 54 55 56 57 58 59 60 61 62 63 64 65 66 67 68 69 70 71 72 73 74 75



76 77 78 79 80 81 82 83 84 85 86 87 88 89 90 91 92 93 94 95 96 97 98 99 100



100 Square

1	2	3	4	5	6	7	8	9	10
11	12	13	14	15	16	17	18	19	20
21	22	23	24	25	26	27	28	29	30
31	32	33	34	35	36	37	38	39	40
41	42	43	44	45	46	47	48	49	50
51	52	53	54	55	56	57	58	59	60
61	62	63	64	65	66	67	68	69	70
71	72	73	74	75	76	77	78	79	80
81	82	83	84	85	86	87	88	89	90
91	92	93	94	95	96	97	98	99	100

S.E.S.E

Yesterday you learned all about different types of homes! Today while out doing your active challenge with your family, record what types of homes you see while you are out and about. Every time you see a type of home, put a straight line next to like below and count them up when you get home. Draw or print off the box below.

Look at the link below to see some weird and wonderful homes:

<https://kids.nationalgeographic.com/explore/awesome-8-hub/wacky-houses/>

Type of house	Record	Total
Semi-detached	III	4
Apartments		
Terraced houses		
Bungalow		
Farm		
Caravan		
Cottage		
Semi-detached		
Detached		

Extra Activities

Lego Challenge

Make a house.

Active Challenge

Go for a walk with your family and don't forget to record the different types of houses you see.


Cooking Challenge

Cook/Make something savoury (Get creative) and send on plenty of pictures.

Answers

English:

To:	@gmail.com
Subject: Summer scavenger hunt	
Dear _____,	
How are you? I made a summer scavenger hunt for the garden.	
Would you like to come and try it out?	
It will be starting at 3 o'clock on Friday.	
From	



1. A **mare** is a female horse.
2. Clare has golden **hair**.
3. A **square** has four equal sides.
4. The **bear** lives in Canada.
5. Milk is brought to the **dairy**.
6. Josh loves to run in his **bare** feet.
7. I saw a **hare** eating grass.
8. I would not **dare** to stay in the haunted house.



Maths:

Add the following by changing the second number into **tens** and **units**.

1. $38 + 54 = \boxed{?}$
 $\rightarrow 38 + \boxed{50} + \boxed{4} = \boxed{?}$
 $\rightarrow \boxed{88} + \boxed{4} = \boxed{92}$

2. $58 + 37 = \boxed{?}$
 $\rightarrow 58 + \boxed{30} + \boxed{7} = \boxed{?}$
 $\rightarrow \boxed{88} + \boxed{7} = \boxed{95}$

3. $29 + 26 = \boxed{?}$
 $\rightarrow 29 + \boxed{20} + \boxed{6} = \boxed{?}$
 $\rightarrow \boxed{49} + \boxed{6} = \boxed{55}$

4. $18 + 44 = \boxed{?}$
 $\rightarrow 18 + \boxed{40} + \boxed{4} = \boxed{?}$
 $\rightarrow \boxed{58} + \boxed{4} = \boxed{62}$

5. $46 + 36 = \boxed{?}$
 $\rightarrow \boxed{46} + \boxed{30} + \boxed{6} = \boxed{?}$
 $\rightarrow \boxed{76} + \boxed{6} = \boxed{82}$

6. $38 + 36 = \boxed{?}$
 $\rightarrow \boxed{38} + \boxed{30} + \boxed{6} = \boxed{?}$
 $\rightarrow \boxed{68} + \boxed{6} = \boxed{74}$

Add the following by changing the second number into **tens** and **units**.

7. (a) $35 + 37 = \boxed{72}$ (b) $36 + 28 = \boxed{64}$ (c) $27 + 36 = \boxed{63}$

8. (a) $53 + 29 = \boxed{82}$ (b) $66 + 28 = \boxed{94}$ (c) $37 + 46 = \boxed{83}$

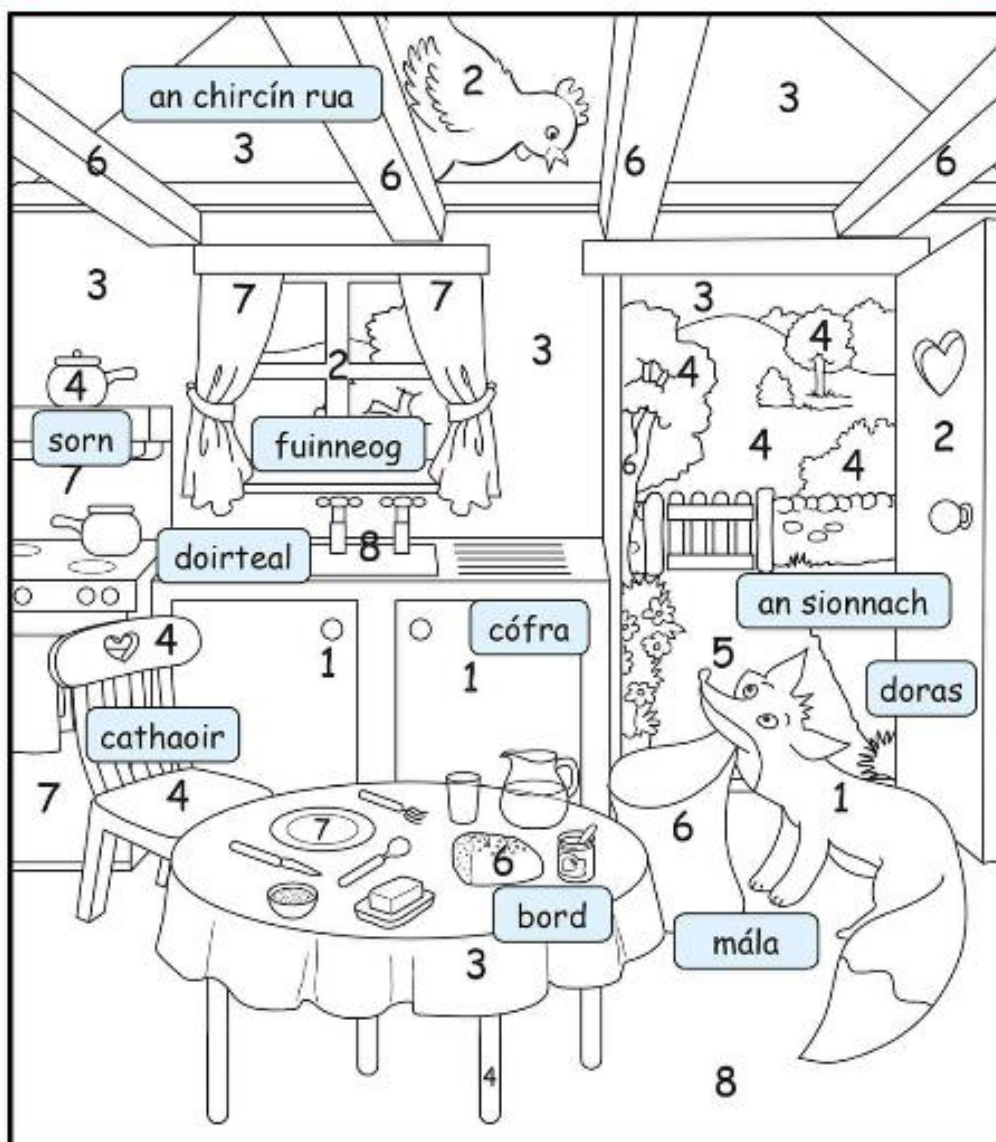
9. (a) $26 + 48 = \boxed{74}$ (b) $39 + 19 = \boxed{58}$ (c) $18 + 56 = \boxed{74}$

First Class Suggested Work 10th June

Gaeilge

This week we are continuing on with new material from our Bua na Cainte book. Keep playing games that you are used to such as eye spy, bingo, hangman, matching the word to the picture, writing your news and so on. All of these can be played using Irish words! The pages from your book will help you. Also, complete the worksheet below or in your workbook if you have it at home.

An Sionnach agus an Chircín Rua



English

This week your child should read “Ella the Writer”, pages 73-85, from “Fun at the Circus”. Look at the worksheet below, choose your favourite activity and do that one. You will pick a new activity each day for Wednesday, Thursday and Friday.

We are also continuing with the Just Phonics book. Complete the worksheet below or in your book if you have it at home.

Tic-tac-toe for ‘Ella the Writer’

Write two facts and a fib about ‘Ella the Writer’. Ask your friend to figure out which are the facts and which is the fib.	What surprised you about ‘Ella the Writer’?	Make a scavenger hunt of things you will find in your classroom.
Write an email to your friend asking them to come over for a playdate next Wednesday afternoon. Talk about what you plan to do.	Design, make and write a birthday card to someone you know.	Write a list of the things you need to bring to school.
Write a list of jobs you could do to help out at home.	What was your favourite part of ‘Ella the Writer’? Explain your answer.	Design and make a poster advertising a scavenger hunt that will take place in your local park next Saturday. List some things people need to bring, e.g. rainproof gear, good shoes, a pencil, a clipboard, etc.

ey sound

A Ring the correct word for each picture.



monkey
money



dopey
donkey



money
mousey



trolley
turkey



honey
hockey



journey
jockey



jersey
joey



chutney
chimney

B Find these ey "picture words". Tick each picture when you find it.



n	g	k	w	j	o	c	k	e	y
d	t	r	o	l	l	e	y	t	e
v	s	n	z	x	s	m	i	u	z
e	h	x	g	x	x	o	e	r	c
h	o	n	e	y	c	n	e	k	h
j	e	r	s	e	y	k	j	e	i
k	v	a	t	o	z	e	x	y	m
s	d	o	n	k	e	y	j	p	n
g	y	t	h	t	c	k	o	j	e
h	b	d	a	m	o	n	e	y	y

C Your teacher will read a sentence. Listen carefully. Write the sentence here.

Maths

Where required for maths work this week allow your child to use the hundred square or the number line 0-100. These can be found in this document or on our class blogs. Complete the worksheets below or complete it in your book.

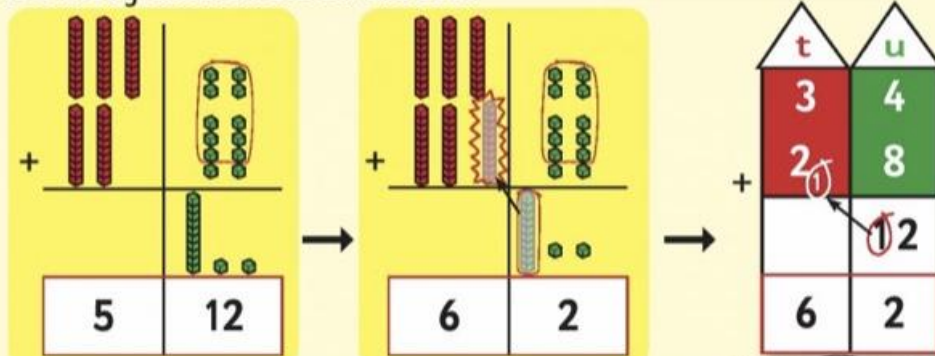
Addition 5 – Regrouping

Step 1: Add the units.
Step 2: Regroup the 12 units as 1 ten and 2 units.



There are 34 children upstairs on a bus.
There are 28 downstairs.
How many children are on the bus?

$$34 + 28 = ?$$



Remember to regroup
10 units as 1 ten.



Complete.

1. (a)



(b)




(c)



(d)



2. (a)



(b)



(c)



(d)




(e)



(f)



3. (a)



(b)



(c)



(d)



(e)

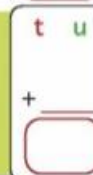


(f)



Challenge

There are 27 children in first class.
There are 34 in second class. How many
children are there altogether in the two classes?



My 0 to 100 Number Line



0 1 2 3 4 5 6 7 8 9 10 11 12 13 14 15 16 17 18 19 20 21 22 23 24 25



twinkl.co.uk



26 27 28 29 30 31 32 33 34 35 36 37 38 39 40 41 42 43 44 45 46 47 48 49 50



twinkl.co.uk



51 52 53 54 55 56 57 58 59 60 61 62 63 64 65 66 67 68 69 70 71 72 73 74 75



twinkl.co.uk



76 77 78 79 80 81 82 83 84 85 86 87 88 89 90 91 92 93 94 95 96 97 98 99 100



twinkl.co.uk

100 Square

1	2	3	4	5	6	7	8	9	10
11	12	13	14	15	16	17	18	19	20
21	22	23	24	25	26	27	28	29	30
31	32	33	34	35	36	37	38	39	40
41	42	43	44	45	46	47	48	49	50
51	52	53	54	55	56	57	58	59	60
61	62	63	64	65	66	67	68	69	70
71	72	73	74	75	76	77	78	79	80
81	82	83	84	85	86	87	88	89	90
91	92	93	94	95	96	97	98	99	100

SESE – Science/History/Geography


Read the pages and complete the worksheet below. Also, continue working on any project work that you might have started. Forward on any pictures to firstclassdonacarney@gmail.com

Saint Brendan




Saint Brendan

Saint Brendan was a **monk**. He lived with other monks in a **monastery** in County Kerry. He loved to travel. He wanted to tell people all over the world about God.



Brendan and fourteen of his monks built a small boat. They went to far-off places in this boat. On one of these trips, Brendan and his monks saw a strange **island**.




As they got closer to the island, they saw how smooth and shiny the ground looked. There was no grass growing on this island.

Strand unit: Stories.

Objective: This chapter introduces pupils to the story of Saint Brendan and the *island*. It enables children to discuss, retell and record stories in sequence, developing their sense of chronology, and by discussing the actions and feelings of the characters in the story, it develops empathy.

The monks were hungry, so they went onto the island. Brendan stayed in the boat to pray. Some monks got some wood. Other monks got some fish. One monk lit a fire. They put a pot of water over the fire to cook the fish.




Soon the monks felt the island move under their feet. Then the island began to sink in the water. The monks were afraid. They called out to Brendan to help them.




Brendan helped to get the monks back into the boat. They looked back at the island. The island began to move away from them. The pot of fish was still on the island.

Then Brendan called his monks and talked to them. He told them that he had a dream about an island. It was not an island at all. It was a big, friendly **whale**. They were all happy as they were now safe.



Some people think Saint Brendan was the first man to cross the sea to America. That was a very long way to go in a small boat! Brendan wrote about all his travels in a book. Saint Brendan's feast day is on 16 May. Brendan was also called 'Brendan the Voyager'.



Key Vocabulary

monk:	special priest
monastery:	house where monks live
island:	piece of land with water all around it
whale:	a very large mammal that lives in the sea

Activity A

Write the correct answer.

1. Saint Brendan lived in a _____.
(house, car, monastery, cave)
2. Saint Brendan and _____ monks built a small boat. (24, 14, 34, 44)
3. Saint Brendan stayed on the boat to _____.
(pray, eat, play, sleep)
4. The island was a big _____.
(ship, lorry, whale, cat)
5. The feast day of Saint _____ is on 16 May.
(Patrick, Brigid, Brendan, Mary)

Art

Draw a picture “Under the Sea” Close your eyes and ask yourself what do you imagine when you think of the sea. What colours do you think of? How does it look? If you want to show us the great artwork that you have made, please send them to


firstclassdonacarney@gmail.com We would love to see them!

Extra Activities

Lego challenge: Make something inspired by your favourite book or movie.

Mindfulness activity: Mindfulness colouring (see below) or create your own.

Active challenge: Daily mile (walk/run) with your family.



We are all different but we belong together

Answer Sheet

English:

Just Phonics:

A. Monkey, donkey, money, turkey, honey, jockey, jersey,
chimney

Maths:

1A) $62 + 9 = 71$

B) $23 + 18 = 41$

C) $57 + 27 = 84$

D) $16 + 14 = 30$

2A) $38 + 13 = 51$

B) $43 + 19 = 62$

C) $56 + 35 = 91$

D) $62 + 18 = 80$

E) $78 + 19 = 97$

F) $35 + 36 = 71$

3A) $46 + 38 = 84$

B) $29 + 34 = 63$

C) $37 + 44 = 81$

D) $53 + 18 = 71$

E) $66 + 27 = 93$

F) $68 + 19 = 87$

SESE:

1. Saint Brendan lived in a monastery.
2. Saint Brendan and 14 monks built a small boat.
3. Saint Brendan stayed on the boat to pray.
4. The island was a big whale.
5. The feast day of Saint Brendan is on 16 May.


First Class Suggested Work 11th June

Gaeilge

This week we are continuing on with new material from our Bua na Cainte book. Keep playing games that you are used to such as eye spy, bingo, hangman, matching the word to the picture, writing your news and so on. All of these can be played using Irish words! The pages from your book will help you. Also, complete the worksheet below or in your workbook if you have it at home.



Bí ag Caint



English

This week your child should read “Ella the Writer”, pages 73-85, from “Fun at the Circus”. Look at the worksheet below, choose your favourite activity and do that one. You will pick a new activity each day for Wednesday, Thursday and Friday.

We are also continuing with the Just Phonics book. Complete the worksheet below or in your book if you have it at home.

Tic-tac-toe for ‘Ella the Writer’

Write two facts and a fib about ‘Ella the Writer’. Ask your friend to figure out which are the facts and which is the fib.	What surprised you about ‘Ella the Writer’?	Make a scavenger hunt of things you will find in your classroom.
Write an email to your friend asking them to come over for a playdate next Wednesday afternoon. Talk about what you plan to do.	Design, make and write a birthday card to someone you know.	Write a list of the things you need to bring to school.
Write a list of jobs you could do to help out at home.	What was your favourite part of ‘Ella the Writer’? Explain your answer.	Design and make a poster advertising a scavenger hunt that will take place in your local park next Saturday. List some things people need to bring, e.g. rainproof gear, good shoes, a pencil, a clipboard, etc.

A Look at the picture. Tick true (✓) or false (X) for each sentence.



1. The snake is stuck in the long tube.
2. There is smoke and a red flame coming from the chimney.
3. One side of the plate is white.
4. The boy likes to skate on the wide lake.
5. The bride will arrive at the church on time.
6. The hare wants to hike up the sand dune.
7. I won a prize for my tune on the flute.
8. The mule fell into a hole and broke a bone.
9. There are nine pine cones on the stone.
10. I use a hose to water the rose at my home.

<input type="checkbox"/>
<input type="checkbox"/>
<input type="checkbox"/>
<input type="checkbox"/>
<input type="checkbox"/>
<input type="checkbox"/>
<input type="checkbox"/>
<input type="checkbox"/>
<input type="checkbox"/>
<input type="checkbox"/>

B Your teacher will read a sentence. Listen carefully. Write the sentence here.

Maths

Where required for maths work this week allow your child to use the hundred square or the number line 0-100. These can be found in this document or on our class blogs. Complete the worksheets below or complete it in your book.


Addition 5

Circle ✓ if you must regroup. Circle ✗ if you don't regroup. Complete.


1. (a)	(b)	(c)	(d)	(e)	(f)
✓ or ✗	✓ or ✗	✓ or ✗	✓ or ✗	✓ or ✗	✓ or ✗
t u 4 + 5 □	t u 2 4 + 1 5 □	t u 6 + 7 □	t u 2 5 + 5 □	t u 2 3 + 6 □	t u 3 6 + 7 □


2. (a)	(b)	(c)	(d)	(e)	(f)
✓ or ✗	✓ or ✗	✓ or ✗	✓ or ✗	✓ or ✗	✓ or ✗
t u 4 + 6 □	t u 4 6 + 3 5 □	t u 6 8 + 2 2 □	t u 2 3 + 5 1 □	t u 9 1 + 7 □	t u 6 6 + 2 5 □

Solve these problems.

3.  There are 26 aeroplanes up in the air and there are 45 aeroplanes down in the airport. How many aeroplanes are there altogether?

4. There are 17 monkeys and 52 lions in the safari park. How many animals are there altogether? 

5.  David has 36 toy cars. Adrian has 18 more than David. How many toy cars has Adrian?

6. There are 27 chairs in classroom A. There are 29 chairs in classroom B. How many chairs are there altogether? 

Write a number story for this number sentence. $46 + 38 = 84$

My 0 to 100 Number Line



0 1 2 3 4 5 6 7 8 9 10 11 12 13 14 15 16 17 18 19 20 21 22 23 24 25



twinkl.co.uk



26 27 28 29 30 31 32 33 34 35 36 37 38 39 40 41 42 43 44 45 46 47 48 49 50



twinkl.co.uk



51 52 53 54 55 56 57 58 59 60 61 62 63 64 65 66 67 68 69 70 71 72 73 74 75



twinkl.co.uk



76 77 78 79 80 81 82 83 84 85 86 87 88 89 90 91 92 93 94 95 96 97 98 99 100



twinkl.co.uk

100 Square

1	2	3	4	5	6	7	8	9	10
11	12	13	14	15	16	17	18	19	20
21	22	23	24	25	26	27	28	29	30
31	32	33	34	35	36	37	38	39	40
41	42	43	44	45	46	47	48	49	50
51	52	53	54	55	56	57	58	59	60
61	62	63	64	65	66	67	68	69	70
71	72	73	74	75	76	77	78	79	80
81	82	83	84	85	86	87	88	89	90
91	92	93	94	95	96	97	98	99	100

SESE – Science/History/Geography


Read the pages and complete the worksheet below. Also, continue working on any project work that you might have started. Forward on any pictures to firstclassdonacarney@gmail.com

Saint Brendan




Saint Brendan

Saint Brendan was a **monk**. He lived with other monks in a **monastery** in County Kerry. He loved to travel. He wanted to tell people all over the world about God.



Brendan and fourteen of his monks built a small boat. They went to far-off places in this boat. On one of these trips, Brendan and his monks saw a strange **island**.




As they got closer to the island, they saw how smooth and shiny the ground looked. There was no grass growing on this island.

Strand unit: Stories.

Objective: This chapter introduces pupils to the story of Saint Brendan and the *island*. It enables children to discuss, retell and record stories in sequence, developing their sense of chronology, and by discussing the actions and feelings of the characters in the story, it develops empathy.

The monks were hungry, so they went onto the island. Brendan stayed in the boat to pray. Some monks got some wood. Other monks got some fish. One monk lit a fire. They put a pot of water over the fire to cook the fish.




Soon the monks felt the island move under their feet. Then the island began to sink in the water. The monks were afraid. They called out to Brendan to help them.



Brendan helped to get the monks back into the boat. They looked back at the island. The island began to move away from them. The pot of fish was still on the island.

Then Brendan called his monks and talked to them. He told them that he had a dream about an island. It was not an island at all. It was a big, friendly **whale**. They were all happy as they were now safe.



Activity B**Write True or False beside each sentence.**

1. Brendan lived in Dublin. _____
2. Saint Brendan's feast day is on 16 May. _____
3. The island was a whale. _____
4. Brendan and the monks built a car. _____

Activity C**Write these sentences correctly.**


1. island The started move to

2. monks afraid The were

3. whale The was island an

Activity D**Match the words to the correct picture.**

island afraid monk



Art

Imagine if...everything was upside down and the world was wobbly! What would it look like? How different would it be? How would life be on an upside down and wobbly Earth? Use your imagination and be as creative as you want. If you want to show us the great artwork that you have made, please send them to

firstclassdonacarney@gmail.com We would love to see them!

Extra Activities

Lego challenge: Make your favourite food.

Active challenge: How far can you throw/kick the ball? Find a ball at home and set up a target and see how far you can throw/kick the ball.

Can you beat your family? Try kick the ball into/through something eg. Hulla hoop, rubbish bin.

STEM challenge: Build your name in 3D! See examples below.



Mindfulness activity: (See below)

Calm Jar

You will need:

- A clear recycled jar with a secure lid
- Warm water
- Clear PVA glue
- Food colouring
- Glitter
- Confetti sequins or gems



1 Clean your clear jar using warm water and soap. Dry the jar well and make sure that the lid fits tight.



2 Pour warm water into your jar (with the help of an adult). Keep pouring into your jar until it is just over half full.



3 Next, add clear PVA glue to water. Make sure to add a generous amount so that the mix is nice and thick.



4 Add a small drop of food colouring to the mixture. Stir the mixture gently and slowly.



5 Add your glitter slowly to the mix. Gently stir the mixture again.

Calm Jar



6 Add some gems and confetti sequins to the calm jar for extra effect. Stir gently.



7 Seal the jar tight using the correct lid. Ask an adult to help you with this. Shake your calm jar and enjoy the magic!

Answer Sheet

Maths:

1A) No

B) No

C) Yes

D) Yes

E) No

F) Yes

2A) Yes

B) Yes

C) Yes

D) No

E) No

F) Yes

3. $26 + 45 = 71$

4. $17 + 52 = 69$

5. $36 + 18 = 54$

6. $27 + 29 = 56$

There are 46 _____. There are 38 _____. How many _____ are there altogether?

SESE:

B1. False

2. True

3. True.

4. False

C1. The island started to move.

2. The monks were afraid.

3. The island was a whale.

D. Monk, island, afraid.


First Class Suggested Work 12th June

Gaeilge

This week we are continuing on with new material from our Bua na Cainte book. Keep playing games that you are used to such as eye spy, bingo, hangman, matching the word to the picture, writing your news and so on. All of these can be played using Irish words! The pages from your book will help you. Also, complete the worksheet below or in your workbook if you have it at home.



Bí ag Caint



Tóirfhocal

- liathróid ☒
- caisleán ☐
- buicéad ☐
- spád ☐
- sliogán ☐
- portán ☐
- iasc ☐
- bád ☐
- trá ☐

b	u	i	c	é	a	d	a	o
s	p	á	d	i	p	i	s	b
c	m	é	v	p	o	k	l	á
l	i	a	t	h	r	ó	i	d
d	a	h	l	r	t	g	o	f
ó	s	n	b	f	á	t	g	í
a	c	s	o	t	n	r	á	u
c	a	i	s	l	e	á	n	o

English

This week your child should read “Ella the Writer”, pages 73-85, from “Fun at the Circus”. Look at the worksheet below, choose your favourite activity and do that one. You will pick a new activity each day for Wednesday, Thursday and Friday.

We are also continuing with the Just Phonics book. Complete the worksheet below or in your book if you have it at home.

Tic-tac-toe for ‘Ella the Writer’

Write two facts and a fib about ‘Ella the Writer’. Ask your friend to figure out which are the facts and which is the fib.	What surprised you about ‘Ella the Writer’?	Make a scavenger hunt of things you will find in your classroom.
Write an email to your friend asking them to come over for a playdate next Wednesday afternoon. Talk about what you plan to do.	Design, make and write a birthday card to someone you know.	Write a list of the things you need to bring to school.
Write a list of jobs you could do to help out at home.	What was your favourite part of ‘Ella the Writer’? Explain your answer.	Design and make a poster advertising a scavenger hunt that will take place in your local park next Saturday. List some things people need to bring, e.g. rainproof gear, good shoes, a pencil, a clipboard, etc.

Revision: magic e

A Draw a picture for each word.

snake

nose

hive

cube

tube

rose

cake

five

cone

bike

lake

dune



flake

plate

maze

stone

B Your teacher will read a sentence. Listen carefully. Write the sentence here.

Maths

Where required for maths work this week allow your child to use the hundred square or the number line 0-100. These can be found in this document or on our class blogs. Complete the worksheets below or complete it in your book.





Money 3 – Fifty cent



1. Ring the sets of coins that make **50c**. Join to the 50c coin.



2. Draw the least number of coins needed to make these amounts.

(a) 29c		(b) 37c	
(c) 44c		(d) 48c	


3. Write the value of the blank coin in each of these.

(a) 	   	(b) 	   
---	---	---	--

Challenge



Mark has   . Madge has   .

(a) Who has more? 

(b) Madge needs to find  c more to have .



My 0 to 100 Number Line



0 1 2 3 4 5 6 7 8 9 10 11 12 13 14 15 16 17 18 19 20 21 22 23 24 25



twinkl.co.uk



26 27 28 29 30 31 32 33 34 35 36 37 38 39 40 41 42 43 44 45 46 47 48 49 50



twinkl.co.uk



51 52 53 54 55 56 57 58 59 60 61 62 63 64 65 66 67 68 69 70 71 72 73 74 75



twinkl.co.uk



76 77 78 79 80 81 82 83 84 85 86 87 88 89 90 91 92 93 94 95 96 97 98 99 100



twinkl.co.uk

100 Square

1	2	3	4	5	6	7	8	9	10
11	12	13	14	15	16	17	18	19	20
21	22	23	24	25	26	27	28	29	30
31	32	33	34	35	36	37	38	39	40
41	42	43	44	45	46	47	48	49	50
51	52	53	54	55	56	57	58	59	60
61	62	63	64	65	66	67	68	69	70
71	72	73	74	75	76	77	78	79	80
81	82	83	84	85	86	87	88	89	90
91	92	93	94	95	96	97	98	99	100

SESE – Science/History/Geography


Read the pages and complete the worksheet below. Put the **bold** words into sentences. Also, continue working on any project work that you might have started. Forward on any pictures to firstclassdonacarney@gmail.com

Saint Brendan




Saint Brendan

Saint Brendan was a **monk**. He lived with other monks in a **monastery** in County Kerry. He loved to travel. He wanted to tell people all over the world about God.



Brendan and fourteen of his monks built a small boat. They went to far-off places in this boat. On one of these trips, Brendan and his monks saw a strange **island**.




As they got closer to the island, they saw how smooth and shiny the ground looked. There was no grass growing on this island.

Strand unit: Stories.

Objective: This chapter introduces pupils to the story of Saint Brendan and the *island*. It enables children to discuss, retell and record stories in sequence, developing their sense of chronology, and by discussing the actions and feelings of the characters in the story, it develops empathy.

The monks were hungry, so they went onto the island. Brendan stayed in the boat to pray. Some monks got some wood. Other monks got some fish. One monk lit a fire. They put a pot of water over the fire to cook the fish.




Soon the monks felt the island move under their feet. Then the island began to sink in the water. The monks were afraid. They called out to Brendan to help them.



Brendan helped to get the monks back into the boat. They looked back at the island. The island began to move away from them. The pot of fish was still on the island.

Then Brendan called his monks and talked to them. He told them that he had a dream about an island. It was not an island at all. It was a big, friendly **whale**. They were all happy as they were now safe.



Activity F

Crossword

monastery monk island whale

- a priest
- land with water all around
- monks live there
- a large sea animal

Activity G

- Find another name for Saint Brendan.

B = 1

R = 2

E = 3

N = 4

D = 5

A = 6

T = 7

H = 8

V = 9

O = 10

Y = 11

G = 12

1	2	3	4	5	6	4	7	8	3	9	10	11	6	12	3	2
B																

- Write the name here.

Activity H

- Pretend you are one of the monks on the island.
- Act out how you think the monks felt when the island started to move.

Suggested Integration

SPHE: Feelings and emotions. Religion: Story of Saint Brendan. Visual Arts: Looking and responding to the associated pictures.

English: Reading, developing comprehension strategies and responding to characters and events in the story.

Maths: Ordering strategies. Drama: Using drama to explore feelings, knowledge and ideas leading to understanding.

SPHE

I Am an Amazing Person!

Read and complete the sentences below.
You can draw or write the answers.



Extra Activities

Lego challenge: Make something colourful.

Active challenge: Wake Up, Shake Up, Wake yourself up by dancing to your favourite song.

Mindfulness activity: Bumble Bee Breaths - Open your hands out with the palms facing towards your face. Place your thumbs over your ears and your fingers over your eyes. Close your lips with your teeth slightly apart. Inhale deeply through the nose and breathe in. Count silently 1, 2, 3, 4, 5. Exhale slowly through your mouth and make a humming sound like a bee. Count silently 1, 2, 3, 4, 5. Repeat

Answer Sheet

Maths:

2A) 20c, 5c, 2c, 2c

B) 20c, 10c, 5c, 2c

C) 20c, 20c, 2c, 2c

D) 20c, 20c, 5c, 2c, 1c

3A) 1c

B) 2c

Challenge: A) Mark B) 18c

SESE:

F) 1. Monk

2. island

3. monastery

4. whale